

Measurement of CP asymmetry in D^0 KK^+ decays

LHCb Collaboration

DOI:

[10.1016/j.physletb.2017.01.061](https://doi.org/10.1016/j.physletb.2017.01.061)

License:

Other (please provide link to licence statement)

Document Version

Publisher's PDF, also known as Version of record

Citation for published version (Harvard):

LHCb Collaboration 2017, 'Measurement of CP asymmetry in D^0 KK^+ decays', *Physics Letters, Section B: Nuclear, Elementary Particle and High-Energy Physics*, vol. 767, pp. 177-187.
<https://doi.org/10.1016/j.physletb.2017.01.061>

[Link to publication on Research at Birmingham portal](#)

General rights

Unless a licence is specified above, all rights (including copyright and moral rights) in this document are retained by the authors and/or the copyright holders. The express permission of the copyright holder must be obtained for any use of this material other than for purposes permitted by law.

- Users may freely distribute the URL that is used to identify this publication.
- Users may download and/or print one copy of the publication from the University of Birmingham research portal for the purpose of private study or non-commercial research.
- User may use extracts from the document in line with the concept of 'fair dealing' under the Copyright, Designs and Patents Act 1988 (?)
- Users may not further distribute the material nor use it for the purposes of commercial gain.


Where a licence is displayed above, please note the terms and conditions of the licence govern your use of this document.

When citing, please reference the published version.

Take down policy

While the University of Birmingham exercises care and attention in making items available there are rare occasions when an item has been uploaded in error or has been deemed to be commercially or otherwise sensitive.

If you believe that this is the case for this document, please contact UBIRA@lists.bham.ac.uk providing details and we will remove access to the work immediately and investigate.



Measurement of CP asymmetry in $D^0 \rightarrow K^- K^+$ decays



The LHCb Collaboration

ARTICLE INFO

Article history:

Received 1 November 2016
 Received in revised form 11 January 2017
 Accepted 27 January 2017
 Available online 3 February 2017
 Editor: M. Doser

ABSTRACT

A measurement of the time-integrated CP asymmetry in the Cabibbo-suppressed decay $D^0 \rightarrow K^- K^+$ is performed using pp collision data, corresponding to an integrated luminosity of 3 fb^{-1} , collected with the LHCb detector at centre-of-mass energies of 7 and 8 TeV. The flavour of the charm meson at production is determined from the charge of the pion in $D^{*+} \rightarrow D^0 \pi^+$ and $D^{*-} \rightarrow \bar{D}^0 \pi^-$ decays. The time-integrated CP asymmetry $A_{CP}(K^- K^+)$ is obtained assuming negligible CP violation in charm mixing and in Cabibbo-favoured $D^0 \rightarrow K^- \pi^+$, $D^+ \rightarrow K^- \pi^+ \pi^+$ and $D^+ \rightarrow \bar{K}^0 \pi^+$ decays used as calibration channels. It is found to be

$$A_{CP}(K^- K^+) = (0.14 \pm 0.15 \text{ (stat)} \pm 0.10 \text{ (syst)})\%.$$

A combination of this result with previous LHCb measurements yields

$$A_{CP}(K^- K^+) = (0.04 \pm 0.12 \text{ (stat)} \pm 0.10 \text{ (syst)})\%,$$

$$A_{CP}(\pi^- \pi^+) = (0.07 \pm 0.14 \text{ (stat)} \pm 0.11 \text{ (syst)})\%.$$

These are the most precise measurements from a single experiment. The result for $A_{CP}(K^- K^+)$ is the most precise determination of a time-integrated CP asymmetry in the charm sector to date, and neither measurement shows evidence of CP asymmetry.

© 2017 The Author. Published by Elsevier B.V. This is an open access article under the CC BY license (<http://creativecommons.org/licenses/by/4.0/>). Funded by SCOAP³.

1. Introduction

In the Standard Model (SM), the violation of the charge-parity (CP) symmetry is governed by an irreducible complex phase in the Cabibbo–Kobayashi–Maskawa (CKM) matrix. Charmed hadrons provide the only way to probe CP violation with up-type quarks. Recent studies of CP violation in weak decays of D mesons have not shown evidence of CP symmetry breaking [1], while its violation is well established in decays of mesons with down-type quarks (strange and beauty) [2–6].

The CP -even decays¹ $D^0 \rightarrow K^- K^+$ and $D^0 \rightarrow \pi^- \pi^+$ are singly Cabibbo-suppressed, and for these decays D^0 and \bar{D}^0 mesons share the same final state. The amount of CP violation in these decays is expected to be below the percent level [7–14], but large theoretical uncertainties due to long-distance interactions prevent precise SM predictions. In the presence of physics beyond the SM, the expected CP asymmetries could be enhanced [15], although an observation near the current experimental limits would be consistent with the SM expectation. The CP asymmetries in these decays are sensitive to both direct and indirect CP violation [1,16]. The di-

rect CP violation is associated with the breaking of CP symmetry in the decay amplitude. Under $SU(3)$ flavour symmetry, the direct CP asymmetries in the decays $D^0 \rightarrow K^- K^+$ and $D^0 \rightarrow \pi^- \pi^+$ are expected to have the same magnitudes and opposite sign [17]. Indirect CP violation, occurring through D^0 – \bar{D}^0 mixing and interference processes in the mixing and the decay, is expected to be small and is measured to be below 10^{-3} [1].

The most recent measurements of the time-integrated individual CP asymmetries in $D^0 \rightarrow K^- K^+$ and $D^0 \rightarrow \pi^- \pi^+$ decays have been performed by the LHCb [18], CDF [19], BaBar [20] and Belle [21] collaborations.

The measurement in Ref. [18] uses D^0 mesons produced in semileptonic b -hadron decays ($\bar{B} \rightarrow D^0 \mu^- \bar{\nu}_\mu X$), where the charge of the muon is used to identify (tag) the flavour of the D^0 meson at production, while the other measurements use D^0 mesons produced in the decay of the $D^{*+}(2010)$ meson, hereafter referred to as D^{*+} . Charmed hadrons may be produced at the pp collision point either directly, or in the instantaneous decays of excited charm states. These two sources are referred to as prompt. Charmed hadrons produced in the decays of b -hadrons are called secondary charmed hadrons.

This Letter presents a measurement of the time-integrated CP asymmetry in the $D^0 \rightarrow K^- K^+$ decay rates

¹ Throughout this Letter, charge conjugation is implicit unless otherwise stated.

$$A_{CP}(D^0 \rightarrow K^- K^+) \equiv \frac{\Gamma(D^0 \rightarrow K^- K^+) - \Gamma(\bar{D}^0 \rightarrow K^- K^+)}{\Gamma(D^0 \rightarrow K^- K^+) + \Gamma(\bar{D}^0 \rightarrow K^- K^+)}, \quad (1)$$

using a data sample of proton–proton (pp) collisions at centre-of-mass energies of 7 and 8 TeV, collected by the LHCb detector in 2011 and 2012, corresponding to approximately 3 fb^{-1} of integrated luminosity. To distinguish the two CP -conjugate decays, the flavour of the D^0 at production must be known. In this analysis, the flavour of the D^0 is tagged by the charge of the soft pion, π_s^+ , in the strong decay $D^{*+} \rightarrow D^0 \pi_s^+$. A combination with the recent measurement of the difference between the time-integrated CP asymmetries of $D^0 \rightarrow K^- K^+$ and $D^0 \rightarrow \pi^- \pi^+$ decays, $\Delta A_{CP} \equiv A_{CP}(K^- K^+) - A_{CP}(\pi^- \pi^+)$, in prompt charm decays [16] allows the determination of $A_{CP}(\pi^- \pi^+)$ taking into account the correlation between ΔA_{CP} and $A_{CP}(K^- K^+)$. In addition, a combination of the measurements using prompt charm decays and the measurements using secondary charm decays from semileptonic b -hadron decays [18] at LHCb yields the most precise measurement of these quantities by a single experiment.

The method to determine $A_{CP}(K^- K^+)$ follows the strategy described in Ref. [18]. In the analysis of $D^{*+} \rightarrow D^0 (\rightarrow K^- K^+) \pi_s^+$ decays, two nuisance asymmetries must be considered, the production asymmetry of the D^{*+} meson $A_P(D^{*+})$, and the detection asymmetry $A_D(\pi_s^+)$ of the soft pion caused by non charge-symmetric interaction probabilities with the detector material and instrumental asymmetry. The measured raw asymmetry in the number of observed signal decays, defined as

$$A_{\text{raw}} \equiv \frac{N(D^0 \rightarrow K^- K^+) - N(\bar{D}^0 \rightarrow K^- K^+)}{N(D^0 \rightarrow K^- K^+) + N(\bar{D}^0 \rightarrow K^- K^+)}, \quad (2)$$

is related to the CP asymmetry via

$$A_{CP}(D^0 \rightarrow K^- K^+) = A_{\text{raw}}(D^0 \rightarrow K^- K^+) - A_P(D^{*+}) - A_D(\pi_s^+), \quad (3)$$

assuming that the asymmetries are small and that the reconstruction efficiencies can be factorised. The decay $D^{*+} \rightarrow D^0 (\rightarrow K^- \pi^+) \pi_s^+$ is used as a calibration channel to determine the production and detection asymmetries. Since this decay is Cabibbo-favoured, a negligible CP asymmetry is assumed. In contrast to the decay into two kaons, the final state $K^- \pi^+$ is not CP symmetric. Therefore, additional detection asymmetries arising from the final state particles are present, giving

$$A_{\text{raw}}(D^0 \rightarrow K^- \pi^+) = A_P(D^{*+}) + A_D(\pi_s^+) + A_D(K^- \pi^+). \quad (4)$$

In order to evaluate the detection asymmetry of the final state $K^- \pi^+$, enhanced by the different interaction cross-sections of positively and negatively charged kaons in the detector material, the Cabibbo-favoured decay $D^+ \rightarrow K^- \pi^+ \pi^+$ is employed. In analogy to the $D^0 \rightarrow K^- \pi^+$ decay, the raw asymmetry in this channel is given by

$$A_{\text{raw}}(D^+ \rightarrow K^- \pi^+ \pi^+) = A_P(D^+) + A_D(K^- \pi_l^+) + A_D(\pi_h^+). \quad (5)$$

The pion with the lower transverse momentum, π_l^+ , is chosen to cancel the effect of the detection asymmetry of the pion of the decay $D^0 \rightarrow K^- \pi^+$. The remaining production asymmetry of the D^+ meson $A_P(D^+)$, and the detection asymmetry of the other pion π_h^+ are eliminated by incorporating the Cabibbo-favoured decay $D^+ \rightarrow \bar{K}^0 \pi^+$ in the measurement. There, the measured raw asymmetry consists of the production asymmetry $A_P(D^+)$, the detection asymmetry of the neutral kaon $A_D(\bar{K}^0)$, and the detection asymmetry of the pion $A_D(\pi^+)$

$$A_{\text{raw}}(D^+ \rightarrow \bar{K}^0 \pi^+) = A_P(D^+) + A_D(\bar{K}^0) + A_D(\pi^+). \quad (6)$$

The specific choice that the pion with the higher (lower) transverse momentum in the decay $D^+ \rightarrow K^- \pi^+ \pi^+$ is used to cancel the effect of the detection asymmetry of the pion in $D^+ \rightarrow \bar{K}^0 \pi^+$ ($D^0 \rightarrow K^- \pi^+$) is based on the comparison of the kinematic spectra of the respective pions. The detection asymmetry $A_D(\bar{K}^0)$ includes CP violation, mixing and different cross-sections for the interaction of neutral kaons with the detector material. However, all of these effects are known, and $A_D(\bar{K}^0)$ is calculated to be small since only neutral kaons that decay within the first part of the detector are selected [18]. The combination of Eqs. (3)–(6) yields an expression for $A_{CP}(D^0 \rightarrow K^- K^+)$ that only depends on measurable raw asymmetries and the calculable \bar{K}^0 detection asymmetry,

$$\begin{aligned} A_{CP}(D^0 \rightarrow K^- K^+) & \\ &= A_{\text{raw}}(D^0 \rightarrow K^- K^+) - A_{\text{raw}}(D^0 \rightarrow K^- \pi^+) \\ &\quad + A_{\text{raw}}(D^+ \rightarrow K^- \pi^+ \pi^+) - A_{\text{raw}}(D^+ \rightarrow \bar{K}^0 \pi^+) \\ &\quad + A_D(\bar{K}^0). \end{aligned} \quad (7)$$

2. Detector and event selection

The LHCb detector [22,23] is a single-arm forward spectrometer covering the pseudorapidity range $2 < \eta < 5$, designed for the study of particles containing b or c quarks. The detector includes a high-precision tracking system consisting of a silicon-strip vertex detector surrounding the pp interaction region, a large-area silicon-strip detector located upstream of a dipole magnet with a bending power of about 4 Tm, and three stations of silicon-strip detectors and straw drift tubes placed downstream of the magnet. The tracking system provides a measurement of the momentum of charged particles with a relative uncertainty that varies from 0.5% at low momentum to 1.0% at 200 GeV/c. The minimum distance of a track to a primary vertex (PV), the impact parameter (IP), is measured with a resolution of $(15 + 29/p_T) \mu\text{m}$, where p_T is the component of the momentum transverse to the beam, in GeV/c.

Different types of charged hadrons are distinguished using information from two ring-imaging Cherenkov detectors. Photons, electrons and hadrons are identified by a calorimeter system consisting of scintillating-pad and preshower detectors, an electromagnetic calorimeter and a hadronic calorimeter. Muons are identified by a system composed of alternating layers of iron and multi-wire proportional chambers. The magnetic field inside the detector breaks the symmetry between trajectories of positively and negatively charged particles as the positive particles are deflected in one direction, and the negative particles in the opposite direction. Due to the imperfect symmetry of the detector, this can lead to detection asymmetries. Periodically reversing the magnetic field polarity throughout data-taking almost cancels the effect. The configuration with the magnetic field pointing upwards, MagUp (downwards, MagDown), bends positively (negatively) charged particles in the horizontal plane towards the centre of the LHC ring.

The singly Cabibbo-suppressed decay mode $D^0 \rightarrow K^- K^+$ and the Cabibbo-favoured modes $D^0 \rightarrow K^- \pi^+$, $D^+ \rightarrow K^- \pi^+ \pi^+$ and $D^+ \rightarrow \bar{K}^0 \pi^+$ are selected, where the D^0 candidates come from the $D^{*+} \rightarrow D^0 \pi^+$ decay. The D^{*+} and D^+ candidates must satisfy an online event selection performed by a trigger, which consists of a hardware and software stage, and a subsequent offline selection. The hardware stage of the trigger is based on information from the calorimeter and muon systems, followed by a software stage, which applies a full event reconstruction. In order to avoid asymmetries arising from the hardware trigger, each of the four decay channels is required to satisfy a trigger that is independent of the decay considered. Both the software trigger and offline event selection use kinematic variables and decay time to isolate the signal

decays from the background. To ensure a cancellation of possible trigger asymmetries in the software stage, for each of the calibration channels a specification about which particle triggers the event is made.

All secondary particles from D^0 and D^+ decays are required to be significantly displaced from any primary pp interaction vertex, and have momentum and transverse momentum p_T larger than a minimum value. The final state hadrons are combined into a D^0 (D^+) candidate. The D^{*+} vertex is formed by D^0 and π_s^+ candidates, and is constrained to coincide with the associated PV [24]. Similarly, a vertex fit of the D^+ decay products is made, where the D^+ candidate is constrained to originate from the corresponding PV. In $D^+ \rightarrow \bar{K}^0\pi^+$ decays, the neutral kaon is reconstructed via decays into two charged pions, which are dominated by decays of the short-lived neutral kaon, K_S^0 . The mass of the \bar{K}^0 meson is constrained to the nominal mass of the K_S^0 state [25]. Decays of $K_S^0 \rightarrow \pi^+\pi^-$ are reconstructed using only K_S^0 mesons that decay early enough for the secondary pions to be reconstructed in the vertex detector.

Further requirements are placed on: the track fit quality; the D^{*+} and D^0 (D^+) vertex fit quality; the D^0 (D^+) meson transverse momentum and its decay distance; the smallest value of χ_{IP}^2 , of both the D^0 (D^+) candidate and its decay products with respect to all PVs in the event. The χ_{IP}^2 is defined as the difference between the vertex-fit χ^2 of the PV reconstructed with and without the considered particle. For D^0 candidates, a selection criterion is placed on the angle between the D^0 momentum in the laboratory frame and the momentum of the kaon or the pion in the D^0 rest frame. For D^+ candidates, additional requirements on the pseudorapidities, momenta and transverse momenta of the particles are applied in order to match the kinematic distributions of the two D^+ decay modes.

Cross-feed backgrounds from D meson decays with a kaon misidentified as a pion, and vice versa, are reduced using particle identification requirements. After these selection criteria, the dominant background in $D^{*+} \rightarrow D^0\pi_s^+$ decays consists of genuine D^0 candidates paired with unrelated pions originating from the primary interaction vertex. The main background in the distributions of $D^+ \rightarrow K^-\pi^+\pi^+$ and $D^+ \rightarrow \bar{K}^0\pi^+$ decays is combinatorial. For the D^0 channels, fiducial requirements are imposed to exclude kinematic regions having a large asymmetry in the soft pion reconstruction efficiency [16]. These regions occur because low momentum particles of one charge at large or small angles in the horizontal plane may be deflected either out of the detector acceptance or into the non-instrumented beam pipe region, whereas particles with the other charge are more likely to remain within the acceptance. About 70% of the selected candidates are retained after these fiducial requirements.

The D^0 candidates satisfying the selection criteria are accepted for further analysis if the mass difference $\delta m \equiv m(h^+h^-\pi_s^+) - m(h^+h^-)$ for $h = K, \pi$ is in the range 139.77–151.57 MeV/ c^2 . To reduce the combinatorial background, the mass of the reconstructed D^0 candidate is required to lie in the range 1850–1884 MeV/ c^2 and 1847–1887 MeV/ c^2 for $D^0 \rightarrow K^-K^+$ and $D^0 \rightarrow K^-\pi^+$ decays, respectively. This window corresponds to about two standard deviations of the mass resolution, as estimated from a fit to the mass distribution of the charm meson candidates. The D^+ candidates are selected by requiring the reconstructed mass to lie in a 1820–1920 MeV/ c^2 mass window.

The data sample includes events with multiple D^{*+} candidates. The majority of these events contains the same reconstructed D^0 meson combined with different soft pion candidates. The fraction of events with multiple candidates in the considered range of δm is about 6.5% for $D^0 \rightarrow K^-K^+$ events and about 4.9% for

$D^0 \rightarrow K^-\pi^+$ events. These fractions are approximately the same for each magnet polarity. One of the multiple candidates is randomly selected and retained, the others are discarded.

The full data sets recorded in 2011 and 2012 at 7 and 8 TeV, respectively, are used for this analysis. They correspond to an integrated luminosity of about 1 fb $^{-1}$ and 2 fb $^{-1}$, respectively. In 2011, approximately 60% of the data was recorded with magnet polarity MagDown, whereas in 2012 approximately the same amount of data was taken with each magnet polarity. The data are split into four subsamples according to the magnet polarity and the data-taking year.

3. Measurement of the asymmetries

The raw asymmetries and the signal yields are determined from binned likelihood fits to the δm distributions in the D^0 decay modes, and to the invariant mass distributions $m(D^+)$ in the D^+ channels. The fits are simultaneous for both flavours and the background yields are allowed to differ between them. The fits to the four decay channels are made independently in the four subsamples.

The signal shape of the δm distribution is described by the sum of three Gaussian functions, two of which have a common mean. The means and widths of the Gaussian distributions are allowed to differ between D^0 and \bar{D}^0 because of a possible charge-dependent bias in the measurement of the momentum, while all the other parameters are shared. The background is described by an empirical function consisting of the product of an exponential function and a power-law function modelling the phase-space threshold [26]

$$\mathcal{P}_{\text{bkg}}(\delta m|A, B, \delta m_0) \propto (\delta m - \delta m_0)^A e^{-B(\delta m - \delta m_0)}, \quad (8)$$

where the threshold δm_0 is fixed to the known π^+ mass [25]. The parameters A and B describe the shape and are common to D^0 and \bar{D}^0 decays.

The signal shape of the D^+ decays is described by the sum of two Gaussian distributions and a bifurcated Gaussian distribution. The bifurcated Gaussian distribution describes the asymmetric tails of the invariant mass distribution arising from radiative processes in the decay. The background is modelled by a single exponential function, with the same slope for the D^+ and D^- states.

The production and detection asymmetries depend on the kinematics of the particles involved. If the kinematic distributions are very different, this may lead to an imperfect cancellation of the nuisance asymmetries in $A_{CP}(K^-K^+)$. To remove any residual effect, the kinematic distributions of the four decay channels are equalised by means of a weighting procedure [19]. Fiducial regions where this weighting procedure is not possible due to a lack of events in one of the channels are already excluded by the requirements on kinematic variables of the D^+ decays. Fits to the δm and $m(D^+)$ distributions of the unweighted data samples are used to obtain the kinematic distribution of the signal component by disentangling the signal and background components with the *sPlot* technique [27]. Then, the normalised signal distributions of the four channels are compared. To obtain the greatest possible statistical sensitivity, especially for the channel with the lowest yield $D^+ \rightarrow \bar{K}^0\pi^+$, the following order of the weighting steps is chosen: first, the $D^+ \rightarrow K^-\pi^+\pi^+$ kinematic distributions are weighted to reproduce the $D^+ \rightarrow \bar{K}^0\pi^+$ kinematics; second, $D^0 \rightarrow K^-\pi^+$ distributions are weighted to reproduce the $D^+ \rightarrow K^-\pi^+\pi^+$ kinematics, and, last, the $D^0 \rightarrow K^-K^+$ distributions are weighted to reproduce the $D^0 \rightarrow K^-\pi^+$ kinematics. At each step, the weights already calculated in the previous steps are applied. Some of the steps are repeated until a satisfactory agreement of the distributions is achieved. The underlying D^{*+} kinematic distributions are independent of the D^0 decay mode,

Table 1

Signal yields of the four channels before and after the kinematic weighting. In the case of the weighted samples, effective yields are given.

Channel	Before weighting	After weighting
$D^0 \rightarrow K^- K^+$	5.56 M	1.63 M
$D^0 \rightarrow K^- \pi^+$	32.4 M	2.61 M
$D^+ \rightarrow K^- \pi^+ \pi^+$	37.5 M	13.67 M
$D^+ \rightarrow \bar{K}^0 \pi^+$	1.06 M	1.06 M

but the selection requirements can introduce differences for the $K^- K^+$ and $K^- \pi^+$ final states, which are observed in the kinematic distributions of the D^{*+} candidates. The variables used for the weighting procedure are: p_T , η and azimuthal angle φ of the D^{*+} candidates; p_T and η of the D^+ mesons; p_T , η and φ of the pion in the $D^+ \rightarrow \bar{K}^0 \pi^+$ channel and of the higher-transverse-momentum pion in $D^+ \rightarrow K^- \pi^+ \pi^+$ decays; p_T , η and φ of the kaon and the pion in the $D^0 \rightarrow K^- \pi^+$ and $D^+ \rightarrow K^- \pi^+ \pi^+$ modes. For the weighting of the $D^+ \rightarrow K^- \pi^+ \pi^+$ decay to agree with the $D^0 \rightarrow K^- \pi^+$ decay, the pion with the lower transverse momentum in the $D^+ \rightarrow K^- \pi^+ \pi^+$ channel is used. For all weighting steps, by default, each variable is divided in 20 uniform bins. If necessary, the transverse momenta are transformed to the interval $[0, 1]$ to account for long tails in the distributions. The procedure leads to a few events in scarcely populated bins having very large weights. In order to mitigate such an effect, an upper bound to the weights is applied.

After applying the weights, the effective sample size is given by $N_{\text{eff}} = (\sum_{i=1}^N w_i)^2 / (\sum_{i=1}^N w_i^2)$, where w_i is the weight of candidate i and N is the total number of candidates. The numbers of signal decays determined from fits to the samples before and after weighting are given in Table 1.

The detection asymmetry $A_D(\bar{K}^0)$ of the neutral kaon is identified as one of the sources of the residual asymmetry. The method of calculation is described in full detail in Ref. [18] and is applied here in the same way. Based on the reconstructed trajectories and a model of the detector material, the expected asymmetries are determined for all neutral kaon candidates individually and then averaged. The calculated values are $(-0.052 \pm 0.013)\%$ for 2011, and $(-0.054 \pm 0.014)\%$ for 2012 data. The individual values for the

different categories do not differ between samples taken with different magnet polarities.

The raw asymmetries of the weighted samples, determined by the fits to the δm and $m(D^+)$ distributions shown in Fig. 1, are presented in Table 2. The raw asymmetries are combined with the calculated detection asymmetry of the neutral kaon. Testing the four independent measurements of $A_{CP}(K^- K^+)$ for mutual consistency gives $\chi^2/\text{ndf} = 0.80$, corresponding to a p -value of 0.50. The asymmetries obtained with the two magnet polarities within each year are arithmetically averaged in order to ensure the cancellation of detection asymmetries which reverse sign with magnet polarity. The final result is then calculated as the weighted mean of the two data-taking periods. The weighted average of the values corresponding to all subsamples is calculated as $A_{CP}(K^- K^+) = (0.14 \pm 0.15)\%$, where the uncertainty is statistical. The weighting procedure shifts the observed value of $A_{CP}(K^- K^+)$ by 0.04%.

4. Systematic uncertainties

Possible systematic shifts of the measured CP asymmetry can be caused by biases in the determination of individual raw asymmetries and non-cancellation of detection and production asymmetries. The determination of raw asymmetries is studied using several suitable alternative signal and background models in the fit of the mass distributions. Pseudoexperiments are generated based on the alternative fit results. The baseline model is fitted to the pseudoexperiment distributions. This is independently done for the four data categories and all channels. The maximum observed deviations between the alternative results and the results of the fits to the generated pseudoexperiment distributions are combined, and a value of 0.025% is assigned as systematic uncertainty. This strategy allows systematic shifts and statistical fluctuations to be disentangled.

Partially reconstructed and misidentified three-body charm decays might produce a peaking background in the δm distribution of the Cabibbo-suppressed decay $D^0 \rightarrow K^- K^+$. This background could therefore contribute to the signal yields obtained with the fit. If these incorrectly reconstructed decays were to have an asymmetry different from that of signal decays, the determined signal asymmetry would be shifted. Simulated events are used to esti-

Table 2
Measured asymmetries in % with their statistical uncertainties.

2011	MagUp	MagDown	Mean
$A_{\text{raw}}(D^0 \rightarrow K^- K^+)$	-1.85 ± 0.24	0.05 ± 0.20	-0.90 ± 0.16
$A_{\text{raw}}(D^0 \rightarrow K^- \pi^+)$	-2.87 ± 0.18	-1.43 ± 0.15	-2.15 ± 0.12
$A_{\text{raw}}(D^+ \rightarrow K^- \pi^+ \pi^+)$	-1.946 ± 0.095	-2.044 ± 0.079	-1.995 ± 0.062
$A_{\text{raw}}(D^+ \rightarrow \bar{K}^0 \pi^+)$	-0.95 ± 0.30	-0.93 ± 0.25	-0.94 ± 0.20
$A_D(\bar{K}^0)$	-0.052	-0.052	-0.052
$A_{CP}(K^- K^+)$	-0.03 ± 0.43	0.32 ± 0.37	0.14 ± 0.28
2012	MagUp	MagDown	Mean
$A_{\text{raw}}(D^0 \rightarrow K^- K^+)$	-1.92 ± 0.15	-0.03 ± 0.15	-0.98 ± 0.10
$A_{\text{raw}}(D^0 \rightarrow K^- \pi^+)$	-2.23 ± 0.11	-1.65 ± 0.11	-1.939 ± 0.079
$A_{\text{raw}}(D^+ \rightarrow K^- \pi^+ \pi^+)$	-1.291 ± 0.045	-1.993 ± 0.044	-1.642 ± 0.031
$A_{\text{raw}}(D^+ \rightarrow \bar{K}^0 \pi^+)$	-0.92 ± 0.17	-0.83 ± 0.17	-0.88 ± 0.12
$A_D(\bar{K}^0)$	-0.054	-0.054	-0.054
$A_{CP}(K^- K^+)$	-0.11 ± 0.26	0.40 ± 0.26	0.14 ± 0.18
2011 + 2012	MagUp	MagDown	Mean
$A_{\text{raw}}(D^0 \rightarrow K^- K^+)$	-1.90 ± 0.12	-0.01 ± 0.12	-0.95 ± 0.10
$A_{\text{raw}}(D^0 \rightarrow K^- \pi^+)$	-2.411 ± 0.095	-1.574 ± 0.090	-2.005 ± 0.079
$A_{\text{raw}}(D^+ \rightarrow K^- \pi^+ \pi^+)$	-1.411 ± 0.041	-2.005 ± 0.038	-1.714 ± 0.031
$A_{\text{raw}}(D^+ \rightarrow \bar{K}^0 \pi^+)$	-0.93 ± 0.15	-0.86 ± 0.14	-0.89 ± 0.12
$A_D(\bar{K}^0)$	-0.053	-0.053	-0.053
$A_{CP}(K^- K^+)$	-0.09 ± 0.22	0.37 ± 0.21	0.14 ± 0.15

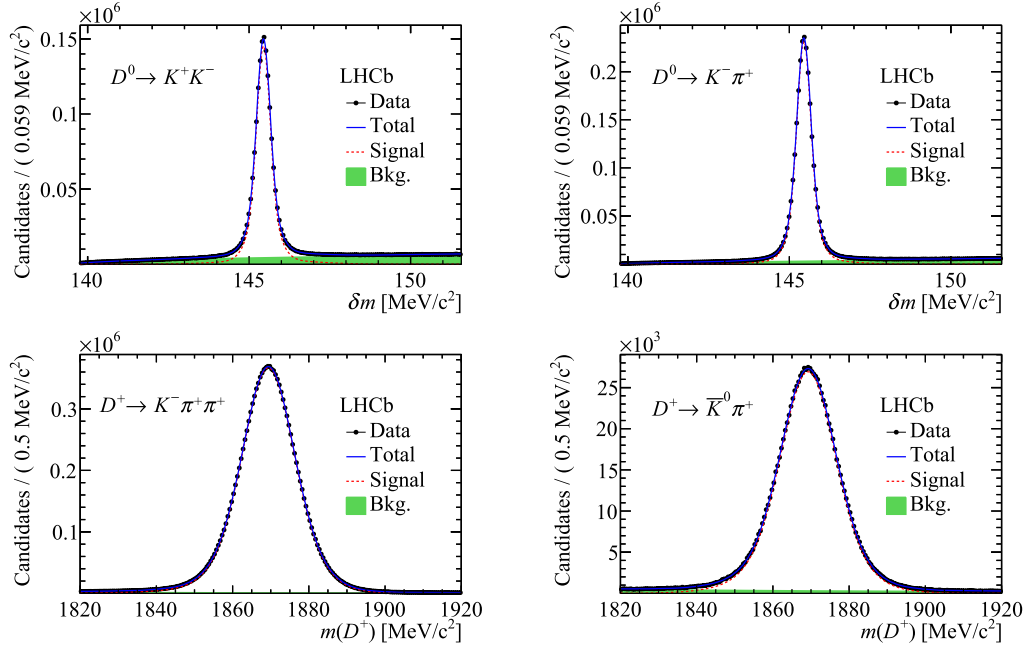


Fig. 1. Fits to the δm and to the $m(D^+)$ distributions corresponding to the whole data sample and both flavours. Data samples after the kinematic weighting described in the text are used.

mate the relative fraction of peaking background, which is then combined with production and detection asymmetries measured at LHCb [18,28] in order to obtain a conservative estimate of the asymmetry of this background. A value of 0.015% is assigned as systematic uncertainty.

In order to test the influence of kinematic regions with high asymmetries of the final state particles in the channels $D^0 \rightarrow K^- \pi^+$, $D^+ \rightarrow K^- \pi^+ \pi^+$ and $D^+ \rightarrow \bar{K}^0 \pi^+$, such regions are excluded in analogy to the treatment of the soft pion. The difference in the values for $A_{CP}(K^- K^+)$, 0.040%, is taken as systematic uncertainty.

Possible incomplete cancellation of detection and production asymmetries is accounted for in several different ways. The weighting procedure is designed to equalise kinematic distributions, but a perfect agreement cannot be reached because of binning effects, the sequential rather than simultaneous weighting and the reduction of large weights. This effect is estimated by repeating the weighting with alternative configurations, which includes changing the number of bins, an alternative way of dealing with high weights and weighting in a reduced set of kinematic variables. For each configuration, the CP asymmetry is determined and the maximum deviation from the baseline result, 0.062%, is propagated as a systematic uncertainty. Additionally, the kinematic dependence of the raw asymmetries observed in data are modelled with kinematically dependent detection and production asymmetries assigned to each particle in the decay. These modelled detection and production asymmetries are then combined with the weighted kinematic distributions in data to calculate the raw asymmetries present in the individual channels. The modelled raw asymmetries are combined to give the final CP asymmetry according to Eq. (7). Since no CP asymmetry in $D^0 \rightarrow K^- K^+$ is included in this calculation, an ideal kinematic weighting, corresponding to a perfect cancellation of all detection and production asymmetries, would result in this CP asymmetry being zero. The obtained deviation is 0.054% and is treated as an independent systematic uncertainty.

Charmed mesons produced in the decay of beauty hadrons are suppressed by the requirement of a small χ_{IP}^2 of the charm meson

candidates with respect to the PV. Nevertheless, a certain fraction of these decay chains passes the selection. This leads to an effective production asymmetry that depends on the production asymmetry of the charm mesons, the production asymmetry of the beauty hadrons and the fraction of secondary charm decays. The latter is determined for the D^0 decays by a fit to the χ_{IP}^2 distributions when the selection requirement on this quantity is removed. This yields an estimated secondary fraction of 4.0% for the channel $D^0 \rightarrow K^- K^+$ and 4.9% for the channel $D^0 \rightarrow K^- \pi^+$. For the D^+ decay channels, a conservative estimate of the difference in the fraction of secondary charm f_{sec} based on these numbers and on a comparison with simulated events, is made: $f_{sec}(D^+ \rightarrow K^- K^+ \pi^+) - f_{sec}(D^+ \rightarrow \bar{K}^0 \pi^+) = 4.5\%$. A combination of these numbers with the production asymmetries measured at LHCb [28–31] yields a value of 0.039%, which is assigned as a systematic uncertainty.

The systematic uncertainty on the neutral kaon detection asymmetry is 0.014%. Further sources of systematic uncertainty are investigated by performing consistency checks. The analysis is repeated using more restrictive particle identification requirements and the result is found to be compatible with the baseline result. Additionally, the measurement of the CP asymmetry is repeated splitting the data-taking period into smaller intervals, and in bins of the momentum of the kaon in the decays $D^0 \rightarrow K^- \pi^+$ and $D^+ \rightarrow K^- \pi^+ \pi^+$. No evidence of any dependence is found. All quoted systematic uncertainties are summarised in Table 3 and added in quadrature to obtain the overall systematic uncertainty.

5. Summary and combination with previous LHCb measurements

The time-integrated CP asymmetry in $D^0 \rightarrow K^- K^+$ decays is measured using data collected by the LHCb experiment and determined to be

$$A_{CP}(K^- K^+) = (0.14 \pm 0.15 \text{ (stat)} \pm 0.10 \text{ (syst)})\%. \quad (9)$$

This result can be combined with previous LHCb measurements of the same and related observables. In Ref. [18], $A_{CP}(K^- K^+)$ was

Table 3

Systematic uncertainties from the different categories. The quadratic sum is used to compute the total systematic uncertainty.

Category	Systematic uncertainty [%]
Determination of raw asymmetries:	
Fit model	0.025
Peaking background	0.015
Cancellation of nuisance asymmetries:	
Additional fiducial cuts	0.040
Weighting configuration	0.062
Weighting simulation	0.054
Secondary charm meson	0.039
Neutral kaon asymmetry	0.014
Total	0.10

measured to be $A_{CP}^{sl}(K^-K^+) = (-0.06 \pm 0.15 \text{ (stat)} \pm 0.10 \text{ (syst)})\%$ for D^0 mesons originating from semileptonic b -hadron decays. Since the same D^+ decay channels were employed for the cancellation of detection asymmetries, the result is partially correlated with the value presented in this Letter. The statistical correlation coefficient is calculated as shown in Appendix A, and is $\rho_{\text{stat}} = 0.36$ and the systematic uncertainties are conservatively assumed to be fully correlated. A weighted average results in the following combined value for the CP asymmetry in the $D^0 \rightarrow K^-K^+$ channel

$$A_{CP}^{\text{comb}}(K^-K^+) = (0.04 \pm 0.12 \text{ (stat)} \pm 0.10 \text{ (syst)})\%. \quad (10)$$

The difference in CP asymmetries between $D^0 \rightarrow K^-K^+$ and $D^0 \rightarrow \pi^-\pi^+$ decays, ΔA_{CP} , was measured at LHCb using prompt charm decays [16]. A combination of the measurement of $A_{CP}(K^-K^+)$ presented in this Letter with ΔA_{CP} yields a value for $A_{CP}(\pi^+\pi^-)$

$$\begin{aligned} A_{CP}(\pi^+\pi^-) &= A_{CP}(K^-K^+) - \Delta A_{CP} \\ &= (0.24 \pm 0.15 \text{ (stat)} \pm 0.11 \text{ (syst)})\%. \end{aligned} \quad (11)$$

The statistical correlation coefficient of the two measurements is $\rho_{\text{stat}} = 0.24$, and the systematic uncertainties of the two analyses are assumed to be fully uncorrelated.

The correlation coefficient between this value and the measurement of $A_{CP}^{sl}(\pi^-\pi^+) = (-0.19 \pm 0.20 \text{ (stat)} \pm 0.10 \text{ (syst)})\%$ using semileptonically-tagged decays at LHCb [18] is $\rho_{\text{stat}} = 0.28$. The weighted average of the values is

$$A_{CP}^{\text{comb}}(\pi^-\pi^+) = (0.07 \pm 0.14 \text{ (stat)} \pm 0.11 \text{ (syst)})\%,$$

where, again, the systematic uncertainties are assumed to be fully correlated. When adding the statistical and systematic uncertainties in quadrature, the values for the CP asymmetries in $D^0 \rightarrow K^-K^+$ and $D^0 \rightarrow \pi^-\pi^+$ have a correlation coefficient $\rho_{\text{full}} = 0.61$. Fig. 2 shows the LHCb measurements of CP asymmetry using both pion- and muon-tagged $D^0 \rightarrow K^-K^+$ and $D^0 \rightarrow \pi^-\pi^+$ decays. Additionally, the latest combined values of the Heavy Flavour Averaging Group [1] for these quantities are presented. The time-integrated CP asymmetries can be interpreted in terms of direct and indirect CP violation as shown in Appendix B.

In conclusion, no evidence of CP violation is found in the Cabibbo-suppressed decays $D^0 \rightarrow K^-K^+$ and $D^0 \rightarrow \pi^-\pi^+$. These results are obtained assuming that there is no CP violation in $D^0-\bar{D}^0$ mixing and no direct CP violation in the Cabibbo-favoured $D^0 \rightarrow K^-\pi^+$, $D^+ \rightarrow K^-\pi^+\pi^+$ and $D^+ \rightarrow \bar{K}^0\pi^+$ decay modes. The combined LHCb results are the most precise measurements of the individual time-integrated CP asymmetries $A_{CP}(K^-K^+)$ and $A_{CP}(\pi^-\pi^+)$ from a single experiment to date.

Acknowledgements

We express our gratitude to our colleagues in the CERN accelerator departments for the excellent performance of the LHC.

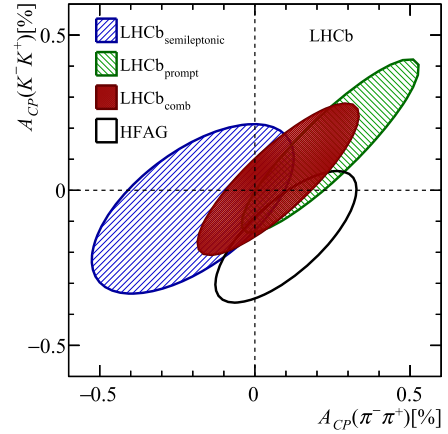


Fig. 2. Measurements of CP violation asymmetries in $D^0 \rightarrow K^-K^+$ and $D^0 \rightarrow \pi^-\pi^+$ decays. Alongside the two LHCb measurements, presented in this Letter (green ellipse) and in Ref. [18] (blue ellipse), and their combination (red ellipse), the latest value of the Heavy Flavour Averaging Group [1] is shown (black ellipse). The latter already includes the measurement of ΔA_{CP} with muon(pion)-tagged D^0 decays, using $3(1) \text{ fb}^{-1} pp$ collision data collected with the LHCb detector [18,32]. The 68% confidence level contours are displayed where the statistical and systematic uncertainties are added in quadrature. (For interpretation of the references to colour in this figure, the reader is referred to the web version of this article.)

We thank the technical and administrative staff at the LHCb institutes. We acknowledge support from CERN and from the national agencies: CAPES, CNPq, FAPERJ and FINEP (Brazil); NSFC (China); CNRS/IN2P3 (France); BMBF, DFG and MPG (Germany); INFN (Italy); FOM and NWO (The Netherlands); MNiSW and NCN (Poland); MEN/IFA (Romania); MinES and FASO (Russia); MINECO (Spain); SNSF and SER (Switzerland); NASU (Ukraine); STFC (United Kingdom); NSF (USA). We acknowledge the computing resources that are provided by CERN, IN2P3 (France), KIT and DESY (Germany), INFN (Italy), SURF (The Netherlands), PIC (Spain), GridPP (United Kingdom), RRCKI and Yandex LLC (Russia), CSCS (Switzerland), IFIN-HH (Romania), CBPF (Brazil), PL-GRID (Poland) and OSC (USA). We are indebted to the communities behind the multiple open source software packages on which we depend. Individual groups or members have received support from AvH Foundation (Germany), EPLANET, Marie Skłodowska-Curie Actions and ERC (European Union), Conseil Général de Haute-Savoie, Labex ENIGMASS and OCEVU, Région Auvergne (France), RFBR and Yandex LLC (Russia), GVA, XuntaGal and GENCAT (Spain), Herchel Smith Fund, The Royal Society, Royal Commission for the Exhibition of 1851 and the Leverhulme Trust (United Kingdom).

Appendix A. Calculation of correlations

Since the measurement of $A_{CP}(K^-K^+)$ using semileptonic b -hadron decays employs the same prompt D^+ calibration channels, it is correlated to the value obtained from prompt charm decays. Due to different selection requirements and a different weighting procedure of the candidates, the asymmetries measured for the D^+ channels are not fully correlated. The correlation factor ρ between two weighted subsamples X and Y of a larger data sample Z is given by

$$\rho = \frac{(\sum_Z \omega_X \omega_Y)^2}{\sum_X \omega_X^2 \sum_Y \omega_Y^2}, \quad (12)$$

where ω_X and ω_Y are the weights of candidates in the X and Y subsamples. Whereas the four $D^+ \rightarrow K_S^0\pi^+$ data samples have correlation factors $\rho_{K_S^0\pi^+}$ between 0.64 and 0.70, the correlation factors of the $D^+ \rightarrow K^-\pi^+\pi^+$ samples, $\rho_{K^-\pi^+\pi^+}$, are in the range 0.07

Table 4

Summary of the mean decay times of the $D^0 \rightarrow h^- h^+$ candidates used in the measurements of ΔA_{CP} and A_{CP} using prompt and semileptonic D^0 decays, and their combined values. The first uncertainty of the results is statistical, and the second one accounts for the systematics.

Tag	Mode	Measurement	$\langle t(hh) \rangle / \tau(D^0)$	Ref.
Prompt	$K^- K^+$	ΔA_{CP}	$2.1524 \pm 0.0005 \pm 0.0162$	[16]
Prompt	$\pi^- \pi^+$	ΔA_{CP}	$2.0371 \pm 0.0005 \pm 0.0151$	[16]
Prompt	$K^- K^+$	$A_{CP}(K^- K^+)$	$2.2390 \pm 0.0007 \pm 0.0187$	-
Prompt	$\pi^- \pi^+$	$A_{CP}(K^- K^+) - \Delta A_{CP}$	$2.1237 \pm 0.0008 \pm 0.0375$	-
Semileptonic	$K^- K^+$	ΔA_{CP}	$1.082 \pm 0.001 \pm 0.004$	[18]
Semileptonic	$\pi^- \pi^+$	ΔA_{CP}	$1.068 \pm 0.001 \pm 0.004$	[18]
Semileptonic	$K^- K^+$	$A_{CP}(K^- K^+)$	$1.051 \pm 0.001 \pm 0.004$	[18]
Semileptonic	$\pi^- \pi^+$	$A_{CP}(K^- K^+) - \Delta A_{CP}$	$1.0370 \pm 0.0011 \pm 0.0089$	-
Pr. + sl.	$\pi^- \pi^+$	$A_{CP}(K^- K^+) - \Delta A_{CP}$	$1.7121 \pm 0.0007 \pm 0.0267$	-
Pr. + sl.	$K^- K^+$	$A_{CP}(K^- K^+)$	$1.6111 \pm 0.0007 \pm 0.0109$	-

to 0.08. The main reason for these small correlations is the prescaling of the $D^+ \rightarrow K\pi^+\pi^+$ data in the semileptonic analysis which was removed in the prompt case. From these numbers, for each data category the correlation $\rho_{A_{CP}}$ of the values for $A_{CP}(K^- K^+)$ are calculated as

$$\rho_{A_{CP}} = \frac{1}{\sigma_{A_{CP}}^{\text{prompt}} \sigma_{A_{CP}}^{\text{sl}}} \left[\rho_{K_S^0 \pi} \sigma_{K_S^0 \pi}^{\text{prompt}} \sigma_{K_S^0 \pi}^{\text{sl}} + \rho_{K\pi\pi} \sigma_{K\pi\pi}^{\text{prompt}} \sigma_{K\pi\pi}^{\text{sl}} \right]. \quad (13)$$

Here, σ represents the statistical uncertainty of the measured asymmetry of the respective channel. This results in correlation factors between 0.34 and 0.37 for the four data categories. When combining these correlations in a similar way to Eq. (13), the statistical correlation ρ_{stat} between the semileptonic and prompt measurements of $A_{CP}(K^- K^+)$ is obtained to be $\rho_{\text{stat}} = 0.36$.

The other correlation factors presented in Sec. 5 are obtained using a similar strategy.

Appendix B. Mean decay times

The time-integrated CP asymmetry $A_{CP}(K^- K^+)$ is not only sensitive to direct CP violation, but also has a contribution from indirect CP violation. This contribution depends on the mean decay time in units of the lifetime of the D^0 mesons, $\langle t(hh) \rangle / \tau(D^0)$, as

$$A_{CP} \approx a_{CP}^{\text{dir}} - A_{\Gamma} \frac{\langle t(hh) \rangle}{\tau(D^0)}, \quad (14)$$

where a_{CP}^{dir} is the direct CP violation term, $\tau(D^0)$ the D^0 lifetime and A_{Γ} a measure of indirect CP violation. More details about the method and the systematic uncertainties considered can be found in [16,18].

When calculating $A_{CP}(\pi^- \pi^+)$ from $A_{CP}(K^- K^+)$ and ΔA_{CP} , a difference of the mean decay time of the $D^0 \rightarrow K^- K^+$ samples used for measuring $A_{CP}(K^- K^+)$ and ΔA_{CP} leads to an additional contribution which is proportional to this difference and the size of indirect CP violation. This can be accounted for by adding this difference to the mean decay time of the $D^0 \rightarrow \pi^- \pi^+$ sample used in the ΔA_{CP} measurement. In Table 4 this modified mean decay time is labelled by $A_{CP}(K^- K^+) - \Delta A_{CP}$.

Appendix C. Supplementary material

Supplementary material related to this article can be found online at <http://dx.doi.org/10.1016/j.physletb.2017.01.061>.

References

- [1] Heavy Flavor Averaging Group, Y. Amhis, et al., Averages of b -hadron, c -hadron, and τ -lepton properties as of summer 2014, arXiv:1412.7515, updated results and plots available at <http://www.slac.stanford.edu/xorg/hfag/>.

- [2] J.H. Christenson, J.W. Cronin, V.L. Fitch, R. Turlay, Evidence for the 2π decay of the K_S^0 meson, Phys. Rev. Lett. 13 (1964) 138.
- [3] BaBar collaboration, B. Aubert, et al., Observation of CP violation in the B^0 meson system, Phys. Rev. Lett. 87 (2001) 091801, arXiv:hep-ex/0107013.
- [4] Belle collaboration, K. Abe, et al., Observation of large CP violation in the neutral B meson system, Phys. Rev. Lett. 87 (2001) 091802, arXiv:hep-ex/0107061.
- [5] LHCb collaboration, R. Aaij, et al., First observation of CP violation in the decays of B_s^0 mesons, Phys. Rev. Lett. 110 (2013) 221601, arXiv:1304.6173.
- [6] LHCb collaboration, R. Aaij, et al., Observation of CP violation in $B^{\pm} \rightarrow DK^{\pm}$ decays, Phys. Lett. B 712 (2012) 203; Erratum: R. Aaij, et al., Phys. Lett. B 713 (2012) 351, arXiv:1203.3662.
- [7] T. Feldmann, S. Nandi, A. Soni, Repercussions of flavour symmetry breaking on CP violation in D -meson decays, J. High Energy Phys. 06 (2012) 007, arXiv:1202.3795.
- [8] B. Bhattacharya, M. Gronau, J.L. Rosner, CP asymmetries in singly-Cabibbo-suppressed D decays to two pseudoscalar mesons, Phys. Rev. D 85 (2012) 054014, arXiv:1201.2351.
- [9] D. Pirtskhalava, P. Uttayarat, CP violation and flavor $SU(3)$ breaking in D -meson decays, Phys. Lett. B 712 (2012) 81, arXiv:1112.5451.
- [10] J. Brod, Y. Grossman, A.L. Kagan, J. Zupan, A consistent picture for large penguins in $D^0 \rightarrow \pi^- \pi^+$, $K^- K^+$, J. High Energy Phys. 10 (2012) 161, arXiv:1203.6659.
- [11] H.-Y. Cheng, C.-W. Chiang, $SU(3)$ symmetry breaking and CP violation in $D \rightarrow PP$ decays, Phys. Rev. D 86 (2012) 014014, arXiv:1205.0580.
- [12] S. Müller, U. Nierste, S. Schacht, Sum rules of charm CP asymmetries beyond the $SU(3)_F$ limit, Phys. Rev. Lett. 115 (2015) 251802, arXiv:1506.04121.
- [13] M. Golden, B. Grinstein, Enhanced CP violations in hadronic charm decays, Phys. Lett. B 222 (1989) 501.
- [14] H.-n. Li, C.-D. Lu, F.-S. Yu, Branching ratios and direct CP asymmetries in $D \rightarrow PP$ decays, Phys. Rev. D 86 (2012) 036012, arXiv:1203.3120.
- [15] G.F. Giudice, G. Isidori, P. Paradisi, Direct CP violation in charm and flavor mixing beyond the SM, J. High Energy Phys. 04 (2012) 060, arXiv:1201.6204.
- [16] LHCb collaboration, R. Aaij, et al., Measurement of the difference of time-integrated CP asymmetries in $D^0 \rightarrow K^- K^+$ and $D^0 \rightarrow \pi^- \pi^+$ decays, Phys. Rev. Lett. 116 (2016) 191601, arXiv:1602.03160.
- [17] Y. Grossman, A.L. Kagan, Y. Nir, New physics and CP violation in singly Cabibbo-suppressed D decays, Phys. Rev. D 75 (2007) 036008, arXiv:hep-ph/0609178.
- [18] LHCb collaboration, R. Aaij, et al., Measurement of CP asymmetry in $D^0 \rightarrow K^- K^+$ and $D^0 \rightarrow \pi^- \pi^+$ decays, J. High Energy Phys. 07 (2014) 041, arXiv:1405.2797.
- [19] CDF collaboration, T. Aaltonen, et al., Measurement of the difference in CP -violating asymmetries in $D^0 \rightarrow K^+ K^-$ and $D^0 \rightarrow \pi^+ \pi^-$ decays at CDF, Phys. Rev. Lett. 109 (2012) 111801, arXiv:1207.2158.
- [20] BaBar collaboration, B. Aubert, et al., Search for CP violation in the decays $D^0 \rightarrow K^- K^+$ and $D^0 \rightarrow \pi^- \pi^+$, Phys. Rev. Lett. 100 (2008) 061803, arXiv:0709.2715.
- [21] Belle collaboration, M. Staric, et al., Search for a CP asymmetry in Cabibbo-suppressed D^0 decays, Phys. Lett. B 670 (2008) 190, arXiv:0807.0148; B.R. Ko, CP violation and mixing in the charm sector at Belle, and current HFAG averages, arXiv:1212.5320.
- [22] LHCb collaboration, A.A. Alves Jr., et al., The LHCb detector at the LHC, J. Instrum. 3 (2008) S08005.
- [23] LHCb collaboration, R. Aaij, et al., LHCb detector performance, Int. J. Mod. Phys. A 30 (2015) 1530022, arXiv:1412.6352.
- [24] W.D. Hulsbergen, Decay chain fitting with a Kalman filter, Nucl. Instrum. Methods Phys. Res., Sect. A, Accel. Spectrom. Detect. Assoc. Equip. 552 (2005) 566, arXiv:physics/0503191.
- [25] Particle Data Group, C. Patrignani, et al., Review of particle properties, Chin. Phys. C 40 (2016) 100001.

- [26] LHCb collaboration, R. Aaij, et al., Measurement of the time-integrated CP asymmetry in $D^0 \rightarrow K_S^0 K_S^0$ decays, *J. High Energy Phys.* 10 (2015) 055, arXiv:1508.06087.
- [27] M. Pivk, F.R. Le Diberder, sPlot: a statistical tool to unfold data distributions, *Nucl. Instrum. Methods Phys. Res., Sect. A, Accel. Spectrom. Detect. Assoc. Equip.* 555 (2005) 356, arXiv:physics/0402083.
- [28] LHCb collaboration, R. Aaij, et al., Measurement of the D^{\pm} production asymmetry in 7 TeV pp collisions, *Phys. Lett. B* 718 (2013) 902, arXiv:1210.4112.
- [29] LHCb collaboration, R. Aaij, et al., Measurement of the semileptonic CP asymmetry in $B^0-\bar{B}^0$ mixing, *Phys. Rev. Lett.* 114 (2015) 041601, arXiv:1409.8586.
- [30] LHCb collaboration, R. Aaij, et al., Measurement of the \bar{B}^0-B^0 and $\bar{B}_s^0-B_s^0$ production asymmetries in pp collisions at $\sqrt{s}=7$ TeV, *Phys. Lett. B* 739 (2014) 218, arXiv:1408.0275.
- [31] LHCb collaboration, R. Aaij, et al., Study of the productions of Λ_b^0 and $\bar{\Lambda}_b^0$ hadrons in pp collisions and first measurement of the $\Lambda_b^0 \rightarrow J/\psi p K^-$ branching fraction, *Chin. Phys. C* 40 (2015) 011001, arXiv:1509.00292.
- [32] LHCb collaboration, A search for time-integrated CP violation in $D^0 \rightarrow K^- K^+$ and $D^0 \rightarrow \pi^- \pi^+$ decays, LHCb-CONF-2013-003.

The LHCb Collaboration

R. Aaij⁴⁰, B. Adeva³⁹, M. Adinolfi⁴⁸, Z. Ajaltouni⁵, S. Akar⁶, J. Albrecht¹⁰, F. Alessio⁴⁰, M. Alexander⁵³, S. Ali⁴³, G. Alkhazov³¹, P. Alvarez Cartelle⁵⁵, A.A. Alves Jr⁵⁹, S. Amato², S. Amerio²³, Y. Amhis⁷, L. An⁴¹, L. Anderlini¹⁸, G. Andreassi⁴¹, M. Andreotti^{17,g}, J.E. Andrews⁶⁰, R.B. Appleby⁵⁶, F. Archilli⁴³, P. d'Argent¹², J. Arnau Romeu⁶, A. Artamonov³⁷, M. Artuso⁶¹, E. Aslanides⁶, G. Auriemma²⁶, M. Baalouch⁵, I. Babuschkin⁵⁶, S. Bachmann¹², J.J. Back⁵⁰, A. Badalov³⁸, C. Baesso⁶², S. Baker⁵⁵, W. Baldini¹⁷, R.J. Barlow⁵⁶, C. Barschel⁴⁰, S. Barsuk⁷, W. Barter⁴⁰, M. Baszczyk²⁷, V. Batozskaya²⁹, B. Batsukh⁶¹, V. Battista⁴¹, A. Bay⁴¹, L. Beaucourt⁴, J. Beddow⁵³, F. Bedeschi²⁴, I. Bediaga¹, L.J. Bel⁴³, V. Bellee⁴¹, N. Belloli^{21,i}, K. Belous³⁷, I. Belyaev³², E. Ben-Haim⁸, G. Bencivenni¹⁹, S. Benson⁴³, J. Benton⁴⁸, A. Berezhnoy³³, R. Bernet⁴², A. Bertolin²³, F. Betti¹⁵, M.-O. Bettler⁴⁰, M. van Beuzekom⁴³, I.A. Bezshyiko⁴², S. Bifani⁴⁷, P. Billoir⁸, T. Bird⁵⁶, A. Birnkraut¹⁰, A. Bitadze⁵⁶, A. Bizzeti^{18,u}, T. Blake⁵⁰, F. Blanc⁴¹, J. Blouw^{11,†}, S. Blusk⁶¹, V. Bocci²⁶, T. Boettcher⁵⁸, A. Bondar^{36,w}, N. Bondar^{31,40}, W. Bonivento¹⁶, A. Borgheresi^{21,i}, S. Borghi⁵⁶, M. Borisyak³⁵, M. Borsato³⁹, F. Bossu⁷, M. Boubdir⁹, T.J.V. Bowcock⁵⁴, E. Bowen⁴², C. Bozzi^{17,40}, S. Braun¹², M. Britsch¹², T. Britton⁶¹, J. Brodzicka⁵⁶, E. Buchanan⁴⁸, C. Burr⁵⁶, A. Bursche², J. Buytaert⁴⁰, S. Cadeddu¹⁶, R. Calabrese^{17,g}, M. Calvi^{21,i}, M. Calvo Gomez^{38,m}, A. Camboni³⁸, P. Campana¹⁹, D. Campora Perez⁴⁰, D.H. Campora Perez⁴⁰, L. Capriotti⁵⁶, A. Carbone^{15,e}, G. Carboni^{25,j}, R. Cardinale^{20,h}, A. Cardini¹⁶, P. Carniti^{21,i}, L. Carson⁵², K. Carvalho Akiba², G. Casse⁵⁴, L. Cassina^{21,i}, L. Castillo Garcia⁴¹, M. Cattaneo⁴⁰, Ch. Cauet¹⁰, G. Cavallero²⁰, R. Cenci^{24,t}, M. Charles⁸, Ph. Charpentier⁴⁰, G. Chatzikonstantinidis⁴⁷, M. Chefdeville⁴, S. Chen⁵⁶, S.-F. Cheung⁵⁷, V. Chobanova³⁹, M. Chrzasczcz^{42,27}, X. Cid Vidal³⁹, G. Ciezarek⁴³, P.E.L. Clarke⁵², M. Clemencic⁴⁰, H.V. Cliff⁴⁹, J. Closier⁴⁰, V. Coco⁵⁹, J. Cogan⁶, E. Cogneras⁵, V. Cogoni^{16,40,f}, L. Cojocariu³⁰, G. Collazuol^{23,o}, P. Collins⁴⁰, A. Comerma-Montells¹², A. Contu⁴⁰, A. Cook⁴⁸, S. Coquereau³⁸, G. Corti⁴⁰, M. Corvo^{17,g}, C.M. Costa Sobral⁵⁰, B. Couturier⁴⁰, G.A. Cowan⁵², D.C. Craik⁵², A. Crocombe⁵⁰, M. Cruz Torres⁶², S. Cunliffe⁵⁵, R. Currie⁵⁵, C. D'Ambrosio⁴⁰, F. Da Cunha Marinho², E. Dall'Occo⁴³, J. Dalseno⁴⁸, P.N.Y. David⁴³, A. Davis⁵⁹, O. De Aguiar Francisco², K. De Bruyn⁶, S. De Capua⁵⁶, M. De Cian¹², J.M. De Miranda¹, L. De Paula², M. De Serio^{14,d}, P. De Simone¹⁹, C.-T. Dean⁵³, D. Decamp⁴, M. Deckenhoff¹⁰, L. Del Buono⁸, M. Demmer¹⁰, D. Derkach³⁵, O. Deschamps⁵, F. Dettori⁴⁰, B. Dey²², A. Di Canto⁴⁰, H. Dijkstra⁴⁰, F. Dordei⁴⁰, M. Dorigo⁴¹, A. Dosil Suárez³⁹, A. Dovbnya⁴⁵, K. Dreimanis⁵⁴, L. Dufour⁴³, G. Dujany⁵⁶, K. Dungs⁴⁰, P. Durante⁴⁰, R. Dzhelezhyan³⁷, A. Dziurda⁴⁰, A. Dzyuba³¹, N. Déléage⁴, S. Easo⁵¹, M. Ebert⁵², U. Egede⁵⁵, V. Egorychev³², S. Eidelman^{36,w}, S. Eisenhardt⁵², U. Eitschberger¹⁰, R. Ekelhof¹⁰, L. Eklund⁵³, Ch. Elsasser⁴², S. Ely⁶¹, S. Esen¹², H.M. Evans⁴⁹, T. Evans⁵⁷, A. Falabella¹⁵, N. Farley⁴⁷, S. Farry⁵⁴, R. Fay⁵⁴, D. Fazzini^{21,i}, D. Ferguson⁵², V. Fernandez Albor³⁹, A. Fernandez Prieto³⁹, F. Ferrari^{15,40}, F. Ferreira Rodrigues¹, M. Ferro-Luzzi⁴⁰, S. Filippov³⁴, R.A. Fini¹⁴, M. Fiore^{17,g}, M. Fiorini^{17,g}, M. Firlej²⁸, C. Fitzpatrick⁴¹, T. Fiutowski²⁸, F. Fleuret^{7,b}, K. Fohl⁴⁰, M. Fontana^{16,40}, F. Fontanelli^{20,h}, D.C. Forshaw⁶¹, R. Forty⁴⁰, V. Franco Lima⁵⁴, M. Frank⁴⁰, C. Frei⁴⁰, J. Fu^{22,q}, E. Furfaro^{25,j}, C. Färber⁴⁰, A. Gallas Torreira³⁹, D. Galli^{15,e}, S. Gallorini²³, S. Gambetta⁵², M. Gandelman², P. Gandini⁵⁷, Y. Gao³, L.M. Garcia Martin⁶⁸, J. García Pardiñas³⁹, J. Garra Tico⁴⁹, L. Garrido³⁸, P.J. Garsed⁴⁹, D. Gascon³⁸, C. Gaspar⁴⁰, L. Gavardi¹⁰, G. Gazzoni⁵, D. Gerick¹², E. Gersabeck^{12,*}, M. Gersabeck⁵⁶, T. Gershon⁵⁰, Ph. Ghez⁴, S. Gianì⁴¹, V. Gibson⁴⁹, O.G. Girard⁴¹, L. Giubega³⁰, K. Gizdov⁵², V.V. Gligorov⁸, D. Golubkov³², A. Golutvin^{55,40}, A. Gomes^{1,a}, I.V. Gorelov³³, C. Gotti^{21,i}, M. Grabalosa Gándara⁵, R. Graciani Diaz³⁸, L.A. Granado Cardoso⁴⁰, E. Graugés³⁸, E. Graverini⁴², G. Graziani¹⁸, A. Greco³⁰, P. Griffith⁴⁷, L. Grillo^{21,40,i}, B.R. Gruberg Cazon⁵⁷, O. Grünberg⁶⁶, E. Gushchin³⁴, Yu. Guz³⁷, T. Gys⁴⁰, C. Göbel⁶², T. Hadavizadeh⁵⁷, C. Hadjivasiliou⁵,

G. Haefeli⁴¹, C. Haen⁴⁰, S.C. Haines⁴⁹, S. Hall⁵⁵, B. Hamilton⁶⁰, X. Han¹², S. Hansmann-Menzemer¹², N. Harnew⁵⁷, S.T. Harnew⁴⁸, J. Harrison⁵⁶, M. Hatch⁴⁰, J. He⁶³, T. Head⁴¹, A. Heister⁹, K. Hennessy⁵⁴, P. Henrard⁵, L. Henry⁸, J.A. Hernando Morata³⁹, E. van Herwijnen⁴⁰, M. Heß⁶⁶, A. Hicheur², D. Hill⁵⁷, C. Hombach⁵⁶, H. Hopchev⁴¹, W. Hulsbergen⁴³, T. Humair⁵⁵, M. Hushchyn³⁵, N. Hussain⁵⁷, D. Hutchcroft⁵⁴, M. Idzik²⁸, P. Ilten⁵⁸, R. Jacobsson⁴⁰, A. Jaeger¹², J. Jalocha⁵⁷, E. Jans⁴³, A. Jawahery⁶⁰, F. Jiang³, M. John⁵⁷, D. Johnson⁴⁰, C.R. Jones⁴⁹, C. Joram⁴⁰, B. Jost⁴⁰, N. Jurik⁶¹, S. Kandybei⁴⁵, W. Kanso⁶, M. Karacson⁴⁰, J.M. Kariuki⁴⁸, S. Karodia⁵³, M. Kecke¹², M. Kelsey⁶¹, I.R. Kenyon⁴⁷, M. Kenzie⁴⁹, T. Ketel⁴⁴, E. Khairullin³⁵, B. Khanji^{21,40,i}, C. Khurewathanakul⁴¹, T. Kirn⁹, S. Klaver⁵⁶, K. Klimaszewski²⁹, S. Koliiev⁴⁶, M. Kolpin¹², I. Komarov⁴¹, R.F. Koopman⁴⁴, P. Koppenburg⁴³, A. Kozachuk³³, M. Kozeiha⁵, L. Kravchuk³⁴, K. Kreplin¹², M. Kreps⁵⁰, P. Krokovny^{36,w}, F. Kruse¹⁰, W. Krzemien²⁹, W. Kucewicz^{27,l}, M. Kucharczyk²⁷, V. Kudryavtsev^{36,w}, A.K. Kuonen⁴¹, K. Kurek²⁹, T. Kvaratskheliya^{32,40}, D. Lacarrere⁴⁰, G. Lafferty⁵⁶, A. Lai¹⁶, D. Lambert⁵², G. Lanfranchi¹⁹, C. Langenbruch⁹, T. Latham⁵⁰, C. Lazzeroni⁴⁷, R. Le Gac⁶, J. van Leerdam⁴³, J.-P. Lees⁴, A. Leflat^{33,40}, J. Lefrançois⁷, R. Lefèvre⁵, F. Lemaître⁴⁰, E. Lemos Cid³⁹, O. Leroy⁶, T. Lesiak²⁷, B. Leverington¹², Y. Li⁷, T. Likhomanenko^{35,67}, R. Lindner⁴⁰, C. Linn⁴⁰, F. Lionetto⁴², B. Liu¹⁶, X. Liu³, D. Loh⁵⁰, I. Longstaff⁵³, J.H. Lopes², D. Lucchesi^{23,o}, M. Lucio Martinez³⁹, H. Luo⁵², A. Lupato²³, E. Luppi^{17,g}, O. Lupton⁵⁷, A. Lusiani²⁴, X. Lyu⁶³, F. Machefert⁷, F. Maciuc³⁰, O. Maev³¹, K. Maguire⁵⁶, S. Malde⁵⁷, A. Malinin⁶⁷, T. Maltsev³⁶, G. Manca⁷, G. Mancinelli⁶, P. Manning⁶¹, J. Maratas^{5,v}, J.F. Marchand⁴, U. Marconi¹⁵, C. Marin Benito³⁸, P. Marino^{24,t}, J. Marks¹², G. Martellotti²⁶, M. Martin⁶, M. Martinelli⁴¹, D. Martinez Santos³⁹, F. Martinez Vidal⁶⁸, D. Martins Tostes², L.M. Massacrier⁷, A. Massafferri¹, R. Matev⁴⁰, A. Mathad⁵⁰, Z. Mathe⁴⁰, C. Matteuzzi²¹, A. Mauri⁴², B. Maurin⁴¹, A. Mazurov⁴⁷, M. McCann⁵⁵, J. McCarthy⁴⁷, A. McNab⁵⁶, R. McNulty¹³, B. Meadows⁵⁹, F. Meier¹⁰, M. Meissner¹², D. Melnychuk²⁹, M. Merk⁴³, A. Merli^{22,q}, E. Michielin²³, D.A. Milanes⁶⁵, M.-N. Minard⁴, D.S. Mitzel¹², A. Mogini⁸, J. Molina Rodriguez⁶², I.A. Monroy⁶⁵, S. Monteil⁵, M. Morandin²³, P. Morawski²⁸, A. Mordà⁶, M.J. Morello^{24,t}, J. Moron²⁸, A.B. Morris⁵², R. Mountain⁶¹, F. Muheim⁵², M. Mulder⁴³, M. Mussini¹⁵, D. Müller⁵⁶, J. Müller¹⁰, K. Müller⁴², V. Müller¹⁰, P. Naik⁴⁸, T. Nakada⁴¹, R. Nandakumar⁵¹, A. Nandi⁵⁷, I. Nasteva², M. Needham⁵², N. Neri²², S. Neubert¹², N. Neufeld⁴⁰, M. Neuner¹², A.D. Nguyen⁴¹, C. Nguyen-Mau^{41,n}, S. Nieswand⁹, R. Niet¹⁰, N. Nikitin³³, T. Nikodem¹², A. Novoselov³⁷, D.P. O’Hanlon⁵⁰, A. Oblakowska-Mucha²⁸, V. Obraztsov³⁷, S. Ogilvy¹⁹, R. Oldeman⁴⁹, C.J.G. Onderwater⁶⁹, J.M. Otalora Goicochea², A. Otto⁴⁰, P. Owen⁴², A. Oyanguren⁶⁸, P.R. Pais⁴¹, A. Palano^{14,d}, F. Palombo^{22,q}, M. Palutan¹⁹, J. Panman⁴⁰, A. Papanestis⁵¹, M. Pappagallo^{14,d}, L.L. Pappalardo^{17,g}, W. Parker⁶⁰, C. Parkes⁵⁶, G. Passaleva¹⁸, A. Pastore^{14,d}, G.D. Patel⁵⁴, M. Patel⁵⁵, C. Patrignani^{15,e}, A. Pearce^{56,51}, A. Pellegrino⁴³, G. Penso²⁶, M. Pepe Altarelli⁴⁰, S. Perazzini⁴⁰, P. Perret⁵, L. Pescatore⁴⁷, K. Petridis⁴⁸, A. Petrolini^{20,h}, A. Petrov⁶⁷, M. Petruzzo^{22,q}, E. Picatoste Olloqui³⁸, B. Pietrzyk⁴, M. Pikies²⁷, D. Pinci²⁶, A. Pistone²⁰, A. Piucci¹², S. Playfer⁵², M. Plo Casasus³⁹, T. Poikela⁴⁰, F. Polci⁸, A. Poluektov^{50,36}, I. Polyakov⁶¹, E. Polcarpo², G.J. Pomery⁴⁸, A. Popov³⁷, D. Popov^{11,40}, B. Popovici³⁰, S. Poslavskii³⁷, C. Potterat², E. Price⁴⁸, J.D. Price⁵⁴, J. Prisciandaro³⁹, A. Pritchard⁵⁴, C. Prouve⁴⁸, V. Pugatch⁴⁶, A. Puig Navarro⁴¹, G. Punzi^{24,p}, W. Qian⁵⁷, R. Quagliani^{7,48}, B. Rachwal²⁷, J.H. Rademacker⁴⁸, M. Rama²⁴, M. Ramos Pernas³⁹, M.S. Rangel², I. Raniuk⁴⁵, G. Raven⁴⁴, F. Redi⁵⁵, S. Reichert¹⁰, A.C. dos Reis¹, C. Remon Alepuz⁶⁸, V. Renaudin⁷, S. Ricciardi⁵¹, S. Richards⁴⁸, M. Rihl⁴⁰, K. Rinnert⁵⁴, V. Rives Molina³⁸, P. Robbe^{7,40}, A.B. Rodrigues¹, E. Rodrigues⁵⁹, J.A. Rodriguez Lopez⁶⁵, P. Rodriguez Perez^{56,†}, A. Rogozhnikov³⁵, S. Roiser⁴⁰, A. Rollings⁵⁷, V. Romanovskiy³⁷, A. Romero Vidal³⁹, J.W. Ronayne¹³, M. Rotondo¹⁹, M.S. Rudolph⁶¹, T. Ruf⁴⁰, P. Ruiz Valls⁶⁸, J.J. Saborido Silva³⁹, E. Sadykhov³², N. Sagidova³¹, B. Saitta^{16,f}, V. Salustino Guimaraes², C. Sanchez Mayordomo⁶⁸, B. Sanmartin Sedes³⁹, R. Santacesaria²⁶, C. Santamarina Rios³⁹, M. Santimaria¹⁹, E. Santovetti^{25,j}, A. Sarti^{19,k}, C. Satriano^{26,s}, A. Satta²⁵, D.M. Saunders⁴⁸, D. Savrina^{32,33}, S. Schael⁹, M. Schellenberg¹⁰, M. Schiller⁴⁰, H. Schindler⁴⁰, M. Schlupp¹⁰, M. Schmelling¹¹, T. Schmelzer¹⁰, B. Schmidt⁴⁰, O. Schneider⁴¹, A. Schopper⁴⁰, K. Schubert¹⁰, M. Schubiger⁴¹, M.-H. Schune⁷, R. Schwemmer⁴⁰, B. Sciascia¹⁹, A. Sciubba^{26,k}, A. Semennikov³², A. Sergi⁴⁷, N. Serra⁴², J. Serrano⁶, L. Sestini²³, P. Seyfert²¹, M. Shapkin³⁷, I. Shapoval⁴⁵, Y. Shcheglov³¹, T. Shears⁵⁴, L. Shekhtman^{36,w}, V. Shevchenko⁶⁷, A. Shires¹⁰, B.G. Siddi^{17,40}, R. Silva Coutinho⁴², L. Silva de Oliveira², G. Simi^{23,o}, S. Simone^{14,d}, M. Sirendi⁴⁹,

N. Skidmore⁴⁸, T. Skwarnicki⁶¹, E. Smith⁵⁵, I.T. Smith⁵², J. Smith⁴⁹, M. Smith⁵⁵, H. Snoek⁴³, M.D. Sokoloff⁵⁹, F.J.P. Soler⁵³, B. Souza De Paula², B. Spaan¹⁰, P. Spradlin⁵³, S. Sridharan⁴⁰, F. Stagni⁴⁰, M. Stahl¹², S. Stahl⁴⁰, P. Stefko⁴¹, S. Stefkova⁵⁵, O. Steinkamp⁴², S. Stemmler^{12,*}, O. Stenyakin³⁷, S. Stevenson⁵⁷, S. Stoica³⁰, S. Stone⁶¹, B. Storaci⁴², S. Stracka^{24,p}, M. Straticiuc³⁰, U. Straumann⁴², L. Sun⁵⁹, W. Sutcliffe⁵⁵, K. Swientek²⁸, V. Syropoulos⁴⁴, M. Szczekowski²⁹, T. Szumlak²⁸, S. T'Jampens⁴, A. Tayduganov⁶, T. Tekampe¹⁰, G. Tellarini^{17,g}, F. Teubert⁴⁰, E. Thomas⁴⁰, J. van Tilburg⁴³, M.J. Tilley⁵⁵, V. Tisserand⁴, M. Tobin⁴¹, S. Tolks⁴⁹, L. Tomassetti^{17,g}, D. Tonelli⁴⁰, S. Topp-Joergensen⁵⁷, F. Toriello⁶¹, E. Tournefier⁴, S. Tourneur⁴¹, K. Trabelsi⁴¹, M. Traill⁵³, M.T. Tran⁴¹, M. Tresch⁴², A. Trisovic⁴⁰, A. Tsaregorodtsev⁶, P. Tsopelas⁴³, A. Tully⁴⁹, N. Tuning⁴³, A. Ukleja²⁹, A. Ustyuzhanin³⁵, U. Uwer¹², C. Vacca^{16,f}, V. Vagnoni^{15,40}, A. Valassi⁴⁰, S. Valat⁴⁰, G. Valenti¹⁵, A. Vallier⁷, R. Vazquez Gomez¹⁹, P. Vazquez Regueiro³⁹, S. Vecchi¹⁷, M. van Veghel⁴³, J.J. Velthuis⁴⁸, M. Veltri^{18,r}, G. Veneziano⁴¹, A. Venkateswaran⁶¹, M. Vernet⁵, M. Vesterinen¹², B. Viaud⁷, D. Vieira¹, M. Vieites Diaz³⁹, X. Vilasis-Cardona^{38,m}, V. Volkov³³, A. Vollhardt⁴², B. Voneki⁴⁰, A. Vorobyev³¹, V. Vorobyev^{36,w}, C. Voß⁶⁶, J.A. de Vries⁴³, C. Vázquez Sierra³⁹, R. Waldi⁶⁶, C. Wallace⁵⁰, R. Wallace¹³, J. Walsh²⁴, J. Wang⁶¹, D.R. Ward⁴⁹, H.M. Wark⁵⁴, N.K. Watson⁴⁷, D. Websdale⁵⁵, A. Weiden⁴², M. Whitehead⁴⁰, J. Wicht⁵⁰, G. Wilkinson^{57,40}, M. Wilkinson⁶¹, M. Williams⁴⁰, M.P. Williams⁴⁷, M. Williams⁵⁸, T. Williams⁴⁷, F.F. Wilson⁵¹, J. Wimberley⁶⁰, J. Wishahi¹⁰, W. Wislicki²⁹, M. Witek²⁷, G. Wormser⁷, S.A. Wotton⁴⁹, K. Wraight⁵³, S. Wright⁴⁹, K. Wyllie⁴⁰, Y. Xie⁶⁴, Z. Xing⁶¹, Z. Xu⁴¹, Z. Yang³, H. Yin⁶⁴, J. Yu⁶⁴, X. Yuan^{36,w}, O. Yushchenko³⁷, K.A. Zarebski⁴⁷, M. Zavertyaev^{11,c}, L. Zhang³, Y. Zhang⁷, Y. Zhang⁶³, A. Zhelezov¹², Y. Zheng⁶³, A. Zhokhov³², X. Zhu³, V. Zhukov⁹, S. Zucchelli¹⁵

¹ Centro Brasileiro de Pesquisas Físicas (CBPF), Rio de Janeiro, Brazil

² Universidade Federal do Rio de Janeiro (UFRJ), Rio de Janeiro, Brazil

³ Center for High Energy Physics, Tsinghua University, Beijing, China

⁴ LAPP, Université Savoie Mont-Blanc, CNRS/IN2P3, Annecy-Le-Vieux, France

⁵ Clermont Université, Université Blaise Pascal, CNRS/IN2P3, LPC, Clermont-Ferrand, France

⁶ CPPM, Aix-Marseille Université, CNRS/IN2P3, Marseille, France

⁷ LAL, Université Paris-Sud, CNRS/IN2P3, Orsay, France

⁸ LPNHE, Université Pierre et Marie Curie, Université Paris Diderot, CNRS/IN2P3, Paris, France

⁹ I. Physikalisches Institut, RWTH Aachen University, Aachen, Germany

¹⁰ Fakultät Physik, Technische Universität Dortmund, Dortmund, Germany

¹¹ Max-Planck-Institut für Kernphysik (MPIK), Heidelberg, Germany

¹² Physikalisches Institut, Ruprecht-Karls-Universität Heidelberg, Heidelberg, Germany

¹³ School of Physics, University College Dublin, Dublin, Ireland

¹⁴ Sezione INFN di Bari, Bari, Italy

¹⁵ Sezione INFN di Bologna, Bologna, Italy

¹⁶ Sezione INFN di Cagliari, Cagliari, Italy

¹⁷ Sezione INFN di Ferrara, Ferrara, Italy

¹⁸ Sezione INFN di Firenze, Firenze, Italy

¹⁹ Laboratori Nazionali dell'INFN di Frascati, Frascati, Italy

²⁰ Sezione INFN di Genova, Genova, Italy

²¹ Sezione INFN di Milano Bicocca, Milano, Italy

²² Sezione INFN di Milano, Milano, Italy

²³ Sezione INFN di Padova, Padova, Italy

²⁴ Sezione INFN di Pisa, Pisa, Italy

²⁵ Sezione INFN di Roma Tor Vergata, Roma, Italy

²⁶ Sezione INFN di Roma La Sapienza, Roma, Italy

²⁷ Henryk Niewodniczanski Institute of Nuclear Physics Polish Academy of Sciences, Kraków, Poland

²⁸ AGH - University of Science and Technology, Faculty of Physics and Applied Computer Science, Kraków, Poland

²⁹ National Center for Nuclear Research (NCBJ), Warsaw, Poland

³⁰ Horia Hulubei National Institute of Physics and Nuclear Engineering, Bucharest-Magurele, Romania

³¹ Petersburg Nuclear Physics Institute (PNPI), Gatchina, Russia

³² Institute of Theoretical and Experimental Physics (ITEP), Moscow, Russia

³³ Institute of Nuclear Physics, Moscow State University (SINP MSU), Moscow, Russia

³⁴ Institute for Nuclear Research of the Russian Academy of Sciences (INR RAN), Moscow, Russia

³⁵ Yandex School of Data Analysis, Moscow, Russia

³⁶ Budker Institute of Nuclear Physics (SB RAS), Novosibirsk, Russia

³⁷ Institute for High Energy Physics (IHEP), Protvino, Russia

³⁸ ICCUB, Universitat de Barcelona, Barcelona, Spain

³⁹ Universidad de Santiago de Compostela, Santiago de Compostela, Spain

⁴⁰ European Organization for Nuclear Research (CERN), Geneva, Switzerland

⁴¹ Ecole Polytechnique Fédérale de Lausanne (EPFL), Lausanne, Switzerland

⁴² Physik-Institut, Universität Zürich, Zürich, Switzerland

⁴³ Nikhef National Institute for Subatomic Physics, Amsterdam, The Netherlands

⁴⁴ Nikhef National Institute for Subatomic Physics and VU University Amsterdam, Amsterdam, The Netherlands

⁴⁵ NSC Kharkiv Institute of Physics and Technology (NSC KIPT), Kharkiv, Ukraine

⁴⁶ Institute for Nuclear Research of the National Academy of Sciences (KINR), Kyiv, Ukraine

⁴⁷ University of Birmingham, Birmingham, United Kingdom

⁴⁸ H.H. Wills Physics Laboratory, University of Bristol, Bristol, United Kingdom

- ⁴⁹ Cavendish Laboratory, University of Cambridge, Cambridge, United Kingdom
⁵⁰ Department of Physics, University of Warwick, Coventry, United Kingdom
⁵¹ STFC Rutherford Appleton Laboratory, Didcot, United Kingdom
⁵² School of Physics and Astronomy, University of Edinburgh, Edinburgh, United Kingdom
⁵³ School of Physics and Astronomy, University of Glasgow, Glasgow, United Kingdom
⁵⁴ Oliver Lodge Laboratory, University of Liverpool, Liverpool, United Kingdom
⁵⁵ Imperial College London, London, United Kingdom
⁵⁶ School of Physics and Astronomy, University of Manchester, Manchester, United Kingdom
⁵⁷ Department of Physics, University of Oxford, Oxford, United Kingdom
⁵⁸ Massachusetts Institute of Technology, Cambridge, MA, United States
⁵⁹ University of Cincinnati, Cincinnati, OH, United States
⁶⁰ University of Maryland, College Park, MD, United States
⁶¹ Syracuse University, Syracuse, NY, United States
⁶² Pontifícia Universidade Católica do Rio de Janeiro (PUC-Rio), Rio de Janeiro, Brazil ^x
⁶³ University of Chinese Academy of Sciences, Beijing, China ^y
⁶⁴ Institute of Particle Physics, Central China Normal University, Wuhan, Hubei, China ^y
⁶⁵ Departamento de Física, Universidad Nacional de Colombia, Bogota, Colombia ^z
⁶⁶ Institut für Physik, Universität Rostock, Rostock, Germany ^{aa}
⁶⁷ National Research Centre Kurchatov Institute, Moscow, Russia ^{ab}
⁶⁸ Instituto de Física Corpuscular (IFIC), Universitat de Valencia-CSIC, Valencia, Spain ^{ac}
⁶⁹ Van Swinderen Institute, University of Groningen, Groningen, The Netherlands ^{ad}

* Corresponding authors.

E-mail addresses: evelina.gersabeck@cern.ch (E. Gersabeck), stemmle@physi.uni-heidelberg.de (S. Stemmle).

^a Universidade Federal do Triângulo Mineiro (UFTM), Uberaba-MG, Brazil.

^b Laboratoire Leprince-Ringuet, Palaiseau, France.

^c P.N. Lebedev Physical Institute, Russian Academy of Science (LPI RAS), Moscow, Russia.

^d Università di Bari, Bari, Italy.

^e Università di Bologna, Bologna, Italy.

^f Università di Cagliari, Cagliari, Italy.

^g Università di Ferrara, Ferrara, Italy.

^h Università di Genova, Genova, Italy.

ⁱ Università di Milano Bicocca, Milano, Italy.

^j Università di Roma Tor Vergata, Roma, Italy.

^k Università di Roma La Sapienza, Roma, Italy.

^l AGH - University of Science and Technology, Faculty of Computer Science, Electronics and Telecommunications, Kraków, Poland.

^m LIFAELS, La Salle, Universitat Ramon Llull, Barcelona, Spain.

ⁿ Hanoi University of Science, Hanoi, Viet Nam.

^o Università di Padova, Padova, Italy.

^p Università di Pisa, Pisa, Italy.

^q Università degli Studi di Milano, Milano, Italy.

^r Università di Urbino, Urbino, Italy.

^s Università della Basilicata, Potenza, Italy.

^t Scuola Normale Superiore, Pisa, Italy.

^u Università di Modena e Reggio Emilia, Modena, Italy.

^v Iligan Institute of Technology (IIT), Iligan, Philippines.

^w Novosibirsk State University, Novosibirsk, Russia.

^x Associated to Universidade Federal do Rio de Janeiro (UFRJ), Rio de Janeiro, Brazil.

^y Associated to Center for High Energy Physics, Tsinghua University, Beijing, China.

^z Associated to LPNHE, Université Pierre et Marie Curie, Université Paris Diderot, CNRS/IN2P3, Paris, France.

^{aa} Associated to Physikalisches Institut, Ruprecht-Karls-Universität Heidelberg, Heidelberg, Germany.

^{ab} Associated to Institute of Theoretical and Experimental Physics (ITEP), Moscow, Russia.

^{ac} Associated to ICCUB, Universitat de Barcelona, Barcelona, Spain.

^{ad} Associated to Nikhef National Institute for Subatomic Physics, Amsterdam, The Netherlands.

† Deceased.