

Near-side azimuthal and pseudorapidity correlations
using neutral strange baryons and mesons in d + Au,
Cu + Cu, and Au + Au collisions at $\sqrt{s_{NN}}=200$ GeV
STAR Collaboration

DOI:

[10.1103/PhysRevC.94.014910](https://doi.org/10.1103/PhysRevC.94.014910)

License:

None: All rights reserved

Document Version

Publisher's PDF, also known as Version of record

Citation for published version (Harvard):

STAR Collaboration 2016, 'Near-side azimuthal and pseudorapidity correlations using neutral strange baryons and mesons in d + Au, Cu + Cu, and Au + Au collisions at $\sqrt{s_{NN}}=200$ GeV', *Physical Review C*, vol. 94, 014910. <https://doi.org/10.1103/PhysRevC.94.014910>

[Link to publication on Research at Birmingham portal](#)

Publisher Rights Statement:

Published as detailed above and available online at: <http://dx.doi.org/10.1103/PhysRevC.94.014910>

Checked 11/8/2016

General rights

Unless a licence is specified above, all rights (including copyright and moral rights) in this document are retained by the authors and/or the copyright holders. The express permission of the copyright holder must be obtained for any use of this material other than for purposes permitted by law.

- Users may freely distribute the URL that is used to identify this publication.
- Users may download and/or print one copy of the publication from the University of Birmingham research portal for the purpose of private study or non-commercial research.
- User may use extracts from the document in line with the concept of 'fair dealing' under the Copyright, Designs and Patents Act 1988 (?)
- Users may not further distribute the material nor use it for the purposes of commercial gain.

Where a licence is displayed above, please note the terms and conditions of the licence govern your use of this document.

When citing, please reference the published version.

Take down policy

While the University of Birmingham exercises care and attention in making items available there are rare occasions when an item has been uploaded in error or has been deemed to be commercially or otherwise sensitive.

If you believe that this is the case for this document, please contact UBIRA@lists.bham.ac.uk providing details and we will remove access to the work immediately and investigate.

Near-side azimuthal and pseudorapidity correlations using neutral strange baryons and mesons in $d + \text{Au}$, $\text{Cu} + \text{Cu}$, and $\text{Au} + \text{Au}$ collisions at $\sqrt{s_{NN}} = 200 \text{ GeV}$

B. Abelev,⁵³ L. Adamczyk,¹ J. K. Adkins,²⁰ G. Agakishiev,¹⁸ M. M. Aggarwal,³¹ Z. Ahammed,⁴⁹ I. Alekseev,¹⁶ A. Aparin,¹⁸ D. Arkhipkin,³ E. C. Aschenauer,³ M. U. Ashraf,⁴⁶ A. Attri,³¹ G. S. Averichev,¹⁸ X. Bai,⁷ V. Bairathi,²⁷ L. S. Barnby,⁴³ R. Bellwied,⁴⁵ A. Bhasin,¹⁷ A. K. Bhati,³¹ P. Bhattarai,⁴⁴ J. Bielcik,¹⁰ J. Bielcikova,¹¹ L. C. Bland,³ M. Bombara,⁴³ I. G. Bordyuzhin,¹⁶ J. Bouchet,¹⁹ J. D. Brandenburg,³⁶ A. V. Brandin,²⁶ I. Bunzarov,¹⁸ J. Butterworth,³⁶ H. Caines,⁵³ M. Calderón de la Barca Sánchez,⁵ J. M. Campbell,²⁹ D. Cebra,⁵ I. Chakaberia,³ P. Chaloupka,¹⁰ Z. Chang,⁴² A. Chatterjee,⁴⁹ S. Chattopadhyay,⁴⁹ J. H. Chen,³⁹ X. Chen,²² J. Cheng,⁴⁶ M. Cherney,⁹ W. Christie,³ G. Contin,²³ H. J. Crawford,⁴ S. Das,¹³ L. C. De Silva,⁹ R. R. Debbé,³ T. G. Dedovich,¹⁸ J. Deng,³⁸ A. A. Derevschikov,³³ B. di Ruzza,³ L. Didenko,³ C. Dilks,³² X. Dong,²³ J. L. Drachenberg,⁴⁸ J. E. Draper,⁵ C. M. Du,²² L. E. Dunkelberger,⁶ J. C. Dunlop,³ L. G. Efimov,¹⁸ J. Engelage,⁴ G. Eppley,³⁶ R. Esha,⁶ O. Evdokimov,⁸ O. Eyser,³ R. Fatemi,²⁰ S. Fazio,³ P. Federic,¹¹ J. Fedorisin,¹⁸ Z. Feng,⁷ P. Filip,¹⁸ Y. Fisyak,³ C. E. Flores,⁵ L. Fulek,¹ C. A. Gagliardi,⁴² L. Gaillard,⁴³ D. Garand,³⁴ F. Geurts,³⁶ A. Gibson,⁴⁸ M. Girard,⁵⁰ L. Greiner,²³ D. Grosnick,⁴⁸ D. S. Gunarathne,⁴¹ Y. Guo,³⁷ A. Gupta,¹⁷ S. Gupta,¹⁷ W. Gryn,³ A. I. Hamad,¹⁹ A. Hamed,⁴² R. Haque,²⁷ J. W. Harris,⁵³ L. He,³⁴ S. Heppelmann,⁵ S. Heppelmann,³² A. Hirsch,³⁴ G. W. Hoffmann,⁴⁴ S. Horvat,⁵³ T. Huang,²⁸ B. Huang,⁸ X. Huang,⁴⁶ H. Z. Huang,⁶ P. Huck,⁷ T. J. Humanic,²⁹ G. Igo,⁶ W. W. Jacobs,¹⁵ H. Jang,²¹ A. Jentsch,⁴⁴ J. Jia,³ K. Jiang,³⁷ P. G. Jones,⁴³ E. G. Judd,⁴ S. Kabana,¹⁹ D. Kalinkin,¹⁵ K. Kang,⁴⁶ K. Kauder,⁵¹ H. W. Ke,³ D. Keane,¹⁹ A. Kechechyan,¹⁸ Z. H. Khan,⁸ D. P. Kikoła,⁵⁰ I. Kisel,¹² A. Kisiel,⁵⁰ L. Kochenda,²⁶ D. D. Koetke,⁴⁸ L. K. Kosarzewski,⁵⁰ A. F. Kraishan,⁴¹ P. Kravtsov,²⁶ K. Krueger,² L. Kumar,³¹ M. A. C. Lamont,³ J. M. Landgraf,³ K. D. Landry,⁶ J. Lauret,³ A. Lebedev,³ R. Lednický,¹⁸ J. H. Lee,³ C. Li,³⁷ Y. Li,⁴⁶ W. Li,³⁹ X. Li,⁴¹ X. Li,³⁷ T. Lin,¹⁵ M. A. Lisa,²⁹ F. Liu,⁷ T. Ljubicic,³ W. J. Llope,⁵¹ M. Lomnitz,¹⁹ R. S. Longacre,³ S. Luo,⁸ X. Luo,⁷ L. Ma,³⁹ R. Ma,³ G. L. Ma,³⁹ Y. G. Ma,³⁹ N. Magdy,⁴⁰ R. Majka,⁵³ A. Manion,²³ S. Margetis,¹⁹ C. Markert,⁴⁴ H. S. Matis,²³ D. McDonald,⁴⁵ S. McKinzie,²³ K. Meehan,⁵ J. C. Mei,³⁸ Z. W. Miller,⁸ N. G. Minaev,³³ S. Mioduszewski,⁴² D. Mishra,²⁷ B. Mohanty,²⁷ M. M. Mondal,⁴² D. A. Morozov,³³ M. K. Mustafa,²³ B. K. Nandi,¹⁴ C. Nattrass,⁵³ Md. Nasim,⁶ T. K. Nayak,⁴⁹ G. Nigmatkulov,²⁶ T. Niida,⁵¹ L. V. Nogach,³³ S. Y. Noh,²¹ J. Novak,²⁵ S. B. Nurushev,³³ G. Odyniec,²³ A. Ogawa,³ K. Oh,³⁵ V. A. Okorokov,²⁶ D. Olivitt Jr.,⁴¹ B. S. Page,³ R. Pak,³ Y. X. Pan,⁶ Y. Pandit,⁸ Y. Panebratsev,¹⁸ B. Pawlik,³⁰ H. Pei,⁷ C. Perkins,⁴ P. Pile,³ J. Pluta,⁵² K. Poniatowska,⁵⁰ J. Porter,²³ M. Posik,⁴¹ A. M. Poskanzer,²³ N. K. Pruthi,³¹ J. Putschke,⁵¹ H. Qiu,²³ A. Quintero,¹⁹ S. Ramachandran,²⁰ R. L. Ray,⁴⁴ H. G. Ritter,²³ J. B. Roberts,³⁶ O. V. Rogachevskiy,¹⁸ J. L. Romero,⁵ L. Ruan,³ J. Rusnak,¹¹ O. Rusnakova,¹⁰ N. R. Sahoo,⁴² P. K. Sahu,¹³ I. Sakrejda,²³ S. Salur,²³ J. Sandweiss,⁵³ A. Sarkar,¹⁴ J. Schambach,⁴⁴ R. P. Scharenberg,³⁴ A. M. Schmah,²³ W. B. Schmidke,³ N. Schmitz,²⁴ J. Seger,⁹ P. Seyboth,²⁴ N. Shah,³⁹ E. Shahaliev,¹⁸ P. V. Shanmuganathan,¹⁹ M. Shao,³⁷ B. Sharma,³¹ A. Sharma,¹⁷ M. K. Sharma,¹⁷ W. Q. Shen,³⁹ Z. Shi,²³ S. S. Shi,⁷ Q. Y. Shou,³⁹ E. P. Sichtermann,²³ R. Sikora,¹ M. Simko,¹¹ S. Singha,¹⁹ M. J. Skoby,¹⁵ N. Smirnov,⁵³ D. Smirnov,³ W. Solyst,¹⁵ L. Song,⁴⁵ P. Sorensen,³ H. M. Spinka,² B. Srivastava,³⁴ T. D. S. Stanislaus,⁴⁸ M. Stepanov,³⁴ R. Stock,¹² M. Strikhanov,²⁶ B. Stringfellow,³⁴ M. Sumera,¹¹ B. Summa,³² Y. Sun,³⁷ Z. Sun,²² X. M. Sun,⁷ B. Surrow,⁴¹ D. N. Svirida,¹⁶ Z. Tang,³⁷ A. H. Tang,³ T. Tarnowsky,²⁵ A. Tawfik,⁵² J. Thäder,²³ J. H. Thomas,²³ A. R. Timmins,⁴⁵ D. Tlusty,³⁶ T. Todoroki,³ M. Tokarev,¹⁸ S. Trentalange,⁶ R. E. Tribble,⁴² P. Tribedy,³ S. K. Tripathy,¹³ O. D. Tsai,⁶ T. Ullrich,³ D. G. Underwood,² I. Upsal,²⁹ G. Van Buren,³ G. van Nieuwenhuizen,³ M. Vandenbroucke,⁴¹ R. Varma,¹⁴ A. N. Vasiliev,³³ R. Vertesi,¹¹ F. Videbæk,³ S. Vokal,¹⁸ S. A. Voloshin,⁵¹ A. Vossen,¹⁵ H. Wang,³ Y. Wang,⁴⁶ G. Wang,⁶ Y. Wang,⁷ J. S. Wang,²² F. Wang,³⁴ G. Webb,³ J. C. Webb,³ L. Wen,⁶ G. D. Westfall,²⁵ H. Wieman,²³ S. W. Wissink,¹⁵ R. Witt,⁴⁷ Y. Wu,¹⁹ Z. G. Xiao,⁴⁶ W. Xie,³⁴ G. Xie,³⁷ K. Xin,³⁶ Y. F. Xu,³⁹ Q. H. Xu,³⁸ N. Xu,²³ J. Xu,⁷ H. Xu,²² Z. Xu,³ Y. Yang,²⁸ Q. Yang,³⁷ S. Yang,³⁷ Y. Yang,⁷ Y. Yang,²² C. Yang,³⁷ Z. Ye,⁸ Z. Ye,⁸ L. Yi,⁵³ K. Yip,³ I. -K. Yoo,³⁵ N. Yu,⁷ H. Zbroszczyk,⁵⁰ W. Zha,³⁷ S. Zhang,³⁹ X. P. Zhang,⁴⁶ Y. Zhang,³⁷ S. Zhang,³⁷ J. B. Zhang,⁷ J. Zhang,²² J. Zhang,³⁸ Z. Zhang,³⁹ J. Zhao,³⁴ C. Zhong,³⁹ L. Zhou,³⁷ X. Zhu,⁴⁶ Y. Zoukarnieva,¹⁸ and M. Zyzak¹²

(STAR Collaboration)

¹AGH University of Science and Technology, FPACS, Cracow 30-059, Poland²Argonne National Laboratory, Argonne, Illinois 60439, USA³Brookhaven National Laboratory, Upton, New York 11973, USA⁴University of California, Berkeley, California 94720, USA⁵University of California, Davis, California 95616, USA⁶University of California, Los Angeles, California 90095, USA⁷Central China Normal University, Wuhan, Hubei 430079⁸University of Illinois at Chicago, Chicago, Illinois 60607, USA⁹Creighton University, Omaha, Nebraska 68178, USA¹⁰Czech Technical University in Prague, FNSPE, Prague, 115 19, Czech Republic¹¹Nuclear Physics Institute AS CR, 250 68 Prague, Czech Republic¹²Frankfurt Institute for Advanced Studies FIAS, D-Frankfurt 60438, Germany¹³Institute of Physics, Bhubaneswar 751005, India¹⁴Indian Institute of Technology, Mumbai 400076, India

- ¹⁵Indiana University, Bloomington, Indiana 47408, USA
¹⁶Alikhanov Institute for Theoretical and Experimental Physics, Moscow 117218, Russia
¹⁷University of Jammu, Jammu 180001, India
¹⁸Joint Institute for Nuclear Research, Dubna, 141 980, Russia
¹⁹Kent State University, Kent, Ohio 44242, USA
²⁰University of Kentucky, Lexington, Kentucky 40506-0055, USA
²¹Korea Institute of Science and Technology Information, Daejeon 305-701, Korea
²²Institute of Modern Physics, Chinese Academy of Sciences, Lanzhou, Gansu 730000
²³Lawrence Berkeley National Laboratory, Berkeley, California 94720, USA
²⁴Max-Planck-Institut für Physik, Munich 80805, Germany
²⁵Michigan State University, East Lansing, Michigan 48824, USA
²⁶National Research Nuclear University MEPhI, Moscow 115409, Russia
²⁷National Institute of Science Education and Research, Bhubaneswar 751005, India
²⁸National Cheng Kung University, Tainan 70101
²⁹Ohio State University, Columbus, Ohio 43210, USA
³⁰Institute of Nuclear Physics PAN, Cracow 31-342, Poland
³¹Panjab University, Chandigarh 160014, India
³²Pennsylvania State University, University Park, Pennsylvania 16802, USA
³³Institute of High Energy Physics, Protvino 142281, Russia
³⁴Purdue University, West Lafayette, Indiana 47907, USA
³⁵Pusan National University, Pusan 46241, Korea
³⁶Rice University, Houston, Texas 77251, USA
³⁷University of Science and Technology of China, Hefei, Anhui 230026
³⁸Shandong University, Jinan, Shandong 250100
³⁹Shanghai Institute of Applied Physics, Chinese Academy of Sciences, Shanghai 201800
⁴⁰State University Of New York, Stony Brook, New York 11794, USA
⁴¹Temple University, Philadelphia, Pennsylvania 19122, USA
⁴²Texas A&M University, College Station, Texas 77843, USA
⁴³University of Birmingham, Birmingham, United Kingdom
⁴⁴University of Texas, Austin, Texas 78712, USA
⁴⁵University of Houston, Houston, Texas 77204, USA
⁴⁶Tsinghua University, Beijing 100084
⁴⁷United States Naval Academy, Annapolis, Maryland 21402, USA
⁴⁸Valparaiso University, Valparaiso, Indiana 46383, USA
⁴⁹Variable Energy Cyclotron Centre, Kolkata 700064, India
⁵⁰Warsaw University of Technology, Warsaw 00-661, Poland
⁵¹Wayne State University, Detroit, Michigan 48201, USA
⁵²World Laboratory for Cosmology and Particle Physics (WLCAPP), Cairo 11571, Egypt
⁵³Yale University, New Haven, Connecticut 06520, USA

(Received 17 March 2016; published 28 July 2016)

We present measurements of the near side of triggered di-hadron correlations using neutral strange baryons (Λ , $\bar{\Lambda}$) and mesons (K_S^0) at intermediate transverse momentum ($3 < p_T < 6$ GeV/ c) to look for possible flavor and baryon-meson dependence. This study is performed in d +Au, Cu+Cu, and Au+Au collisions at $\sqrt{s_{NN}} = 200$ GeV measured by the STAR experiment at RHIC. The near-side di-hadron correlation contains two structures, a peak which is narrow in azimuth and pseudorapidity consistent with correlations from jet fragmentation, and a correlation in azimuth which is broad in pseudorapidity. The particle composition of the jet-like correlation is determined using identified associated particles. The dependence of the conditional yield of the jet-like correlation on the trigger particle momentum, associated particle momentum, and centrality for correlations with unidentified trigger particles are presented. The neutral strange particle composition in jet-like correlations with unidentified charged particle triggers is not well described by PYTHIA. However, the yield of unidentified particles in jet-like correlations with neutral strange particle triggers is described reasonably well by the same model.

DOI: [10.1103/PhysRevC.94.014910](https://doi.org/10.1103/PhysRevC.94.014910)

I. INTRODUCTION

Ultrarelativistic heavy-ion collisions create a unique environment for the investigation of nuclear matter at extreme

temperatures and energy densities. Measurements of nuclear modification factors [1–5] show that the nuclear medium created is nearly opaque to partons with large transverse

momentum (p_T). Anisotropic flow measurements demonstrate that the medium exhibits partonic degrees of freedom and has properties close to those expected of a perfect fluid [2,6–8].

Studies of jets in heavy-ion collisions are possible through single-particle measurements [1–4], di-hadron correlations [9–19], and measurements of reconstructed jets [3,20–23] and their correlations with hadrons [24,25]. Measurements of reconstructed jets provide direct evidence for partonic energy loss in the medium. Di-hadron and jet-hadron correlations enable studies at intermediate momenta, where the interplay between jets and the medium is important and direct jet reconstruction is challenging.

Properties of jets have been studied extensively using di-hadron correlations relative to a trigger particle with large transverse momentum at the Relativistic Heavy Ion Collider (RHIC) [9–16] and the Large Hadron Collider (LHC) [17–19]. Systematic studies of associated particle distributions on the opposite side of the trigger particle in azimuth ($\Delta\phi \approx 180^\circ$) revealed significant modification, including the disappearance of the peak at intermediate transverse momentum, approximately 2–4 GeV/ c [12,26] and its reappearance at high p_T [13,27]. The associated particle distribution on the near side of the trigger particle, the subject of this paper, is also significantly modified in central Au+Au collisions [10,14,28]. In $p+p$ and $d+Au$ collisions, there is a peak that is narrow in azimuth and pseudorapidity ($\Delta\eta$) around the trigger particle, which we refer to as the jet-like correlation. In Cu+Cu and Au+Au collisions this peak is observed to be broader than that in $d+Au$ collisions, although the yields are comparable [9]. In addition to the shape modifications of jet-like correlations at intermediate transverse momenta, the production mechanism of hadrons may differ from simple fragmentation. In central $A+A$ collisions baryon production is enhanced relative to that in $p+p$ collisions [29–31]. The baryon to meson ratios measured in Au+Au collisions increase with increasing p_T until reaching a maximum of approximately three times that observed in $p+p$ collisions at $p_T \approx 3$ GeV/ c in both the strange and nonstrange quark sectors. A fall-off of the baryon to meson ratio is observed for $p_T > 3$ GeV/ c and both the strange and nonstrange baryon to meson ratios in Au+Au collisions approach the values measured in $p+p$ collisions at $p_T \approx 6$ GeV/ c . Using statistical separation di-hadron correlation studies with pion and nonpion triggers [32] showed that significant enhancement of near-side jet-like yields in central Au+Au collisions relative to $d+Au$ collisions is present for pion triggered correlations. In contrast, for the non-pion triggered sample which consists mainly of protons and charged kaons no statistically significant difference is observed.

In this paper, studies of two-particle correlations on the near side in $d+Au$, Cu+Cu, and Au+Au collisions at $\sqrt{s_{NN}} = 200$ GeV measured by the STAR experiment are presented. Results from two-particle correlations in pseudorapidity and azimuth for neutral strange baryons (Λ , $\bar{\Lambda}$) and mesons (K_S^0) at intermediate p_T ($3 < p_T < 6$ GeV/ c) in the different collision systems are compared to unidentified charged particle correlations (h-h). Both identified strange trigger particles associated with unidentified charged particles (K_S^0 -h, Λ -h) and

unidentified charged trigger particles associated with identified strange particles (h- K_S^0 , h- Λ) are studied. The near-side jet-like yield is studied as a function of centrality of the collision and transverse momentum of trigger and associated particles to look for possible flavor and baryon-meson dependence. The composition of the jet-like correlation is studied using identified associated particles to investigate possible medium effects on particle production. The results are compared to expectations from PYTHIA [33].

II. EXPERIMENTAL SETUP AND PARTICLE RECONSTRUCTION

The solenoidal tracker at RHIC (STAR) experiment [34] is a multipurpose spectrometer with a full azimuthal coverage consisting of several detectors inside a large solenoidal magnet with a uniform magnetic field of 0.5 T applied parallel to the beam line. This analysis is based exclusively on charged particle tracks detected and reconstructed in the time projection chamber (TPC) [35] with a pseudorapidity acceptance $|\eta| < 1.5$. The TPC has in total 45 pad rows in the radial direction allowing up to 45 independent spatial and energy loss (dE/dx) measurements for each charged particle track. Charged particle tracks used in this analysis were required to have at least 15 fit points in the TPC, a distance of closest approach to the primary vertex of less than 1 cm and a pseudorapidity $|\eta| < 1.0$. These tracks are referred to as charged hadron tracks because the majority of them come from charged hadrons. The results presented in this paper are based on analysis of data from $d+Au$, Cu+Cu, and Au+Au collisions at $\sqrt{s_{NN}} = 200$ GeV taken by the STAR experiment in 2003, 2005, and 2004, respectively.

For $d+Au$ collisions, the events analyzed were selected using a minimally biased (MB) trigger requiring at least one beam-rapidity neutron in the zero degree calorimeter (ZDC), located 18 m from the nominal interaction point in the Au beam direction and accepting $95\% \pm 3\%$ of the hadronic cross section [36]. For Cu+Cu collisions, the MB trigger was based on the combined signals from the beam-beam counters (BBC) placed at forward pseudorapidity ($3.3 < |\eta| < 5.0$) and a coincidence between the two ZDCs. The MB Au+Au events required a coincidence between the two ZDCs, a signal in both BBCs and a minimum charged particle multiplicity in an array of scintillator slats aligned parallel to the beam axis and arranged in a barrel, the central trigger barrel (CTB), to reject nonhadronic interactions. An additional online trigger for central Au+Au collisions was used to sample the most central 12% of the total hadronic cross section. This trigger was based on the energy deposited in the ZDCs in combination with the multiplicity in the CTB. Centrality selection is based on the primary charged particle multiplicity N_{ch} within the pseudorapidity range $|\eta| < 0.5$, as in [37,38]. Calculation of the number of participating nucleons, N_{part} , in each centrality class is done as in [39–41].

To achieve a more uniform detector acceptance in Cu+Cu and Au+Au data sets, only those events with a primary collision vertex position along the beam axis (z) within 30 cm of the center of the STAR detector were used for the analysis. For $d+Au$ collisions this vertex position selection

TABLE I. Number of events after cuts (see text) in the data samples analyzed.

System	Centrality	No. of events (10^6)
$d+Au$	0%–95%	3
$Cu+Cu$	0%–60%	38
$Au+Au$	0%–80%	28
$Au+Au$	0%–12%	17

was extended to $|z| < 50$ cm. The number of events after the vertex cuts in individual data samples is summarized in Table I.

We identify weakly decaying neutral strange (V^0) particles Λ , $\bar{\Lambda}$, and K_S^0 by topological reconstruction of their decay vertices from their charged hadron daughters measured in the TPC as described in [42]

$$\begin{aligned} \Lambda &\rightarrow p + \pi^-, & BR &= (63.9 \pm 0.5)\% \\ \bar{\Lambda} &\rightarrow \bar{p} + \pi^+, & BR &= (63.9 \pm 0.5)\% \\ K_S^0 &\rightarrow \pi^+ + \pi^-, & BR &= (68.95 \pm 0.14)\%, \end{aligned} \quad (1)$$

where BR denotes the branching ratio. The V^0 reconstruction software pairs oppositely charged particle tracks into V^0 candidates. Reconstructed Λ and K_S^0 particles are required to be within $|\eta| < 1.0$. Topological cuts are optimized for each data set and chosen to have a signal-to-background ratio of at least 15:1. For the analyses presented here, no difference was observed between results with Λ and $\bar{\Lambda}$ trigger particles. Therefore the correlations with Λ and $\bar{\Lambda}$ trigger particles were combined to increase the statistical significance of the results. In the remainder of the discussion the combined particles are referred to simply as Λ baryons.

III. METHOD

A. Correlation technique

The analysis in this paper follows the method in [9]. A high- p_T trigger particle was selected and the raw distribution of associated tracks relative to that trigger particle in pseudorapidity ($\Delta\eta$) and azimuth ($\Delta\phi$) is formed. This distribution, $d^2 N_{\text{raw}}/d\Delta\phi d\Delta\eta$, is normalized by the number of trigger particles, N_{trigger} , and corrected for the efficiency and acceptance of associated tracks:

$$\frac{d^2 N}{d\Delta\phi d\Delta\eta}(\Delta\phi, \Delta\eta) = \frac{1}{N_{\text{trigger}}} \frac{d^2 N_{\text{raw}}}{d\Delta\phi d\Delta\eta}, \quad (2)$$

$$\frac{1}{\varepsilon_{\text{assoc}}(\phi, \eta)} \frac{1}{\varepsilon_{\text{pair}}(\Delta\phi, \Delta\eta)}.$$

The efficiency correction $\varepsilon_{\text{assoc}}(\phi, \eta)$ is a correction for the single-particle reconstruction efficiency in TPC and $\varepsilon_{\text{pair}}(\Delta\phi, \Delta\eta)$ is a correction for the finite TPC track-pair acceptance in $\Delta\phi$ and $\Delta\eta$, including track merging effects. Because the correlations are normalized by the number of trigger particles, the efficiency correction is only applied for the associated particle. The fully corrected correlation functions are averaged between positive and negative $\Delta\phi$ and

$\Delta\eta$ regions and are reflected about $\Delta\phi = 0$ and $\Delta\eta = 0$ in the plots.

B. Single-particle efficiency correction

For unidentified charged associated particles, the efficiency correction $\varepsilon_{\text{assoc}}(\phi, \eta)$ is the correction for charged particles, identical to that applied in [9]. This single charged track reconstruction efficiency is determined as a function of p_T , η , and centrality by simulating the TPC response to a particle and embedding the simulated signals into a real event. The efficiency is found to be approximately constant for $p_T > 2$ GeV/ c and ranges from around 75% for central Au+Au events to around 85% for peripheral Cu+Cu events. The efficiency for reconstructing a track in $d+Au$ events is 89%.

For identified associated strange particles, the reconstruction efficiency $\varepsilon_{\text{assoc}}(\phi, \eta)$ is determined in a similar way, but forcing the simulated particle to decay through the channel in Eq. (1) and then correcting for the respective branching ratio. The efficiency for reconstructing Λ , $\bar{\Lambda}$, and K_S^0 ranges from 8% to 15%, increasing with momentum and decreasing with system size [43]. No correction for the reconstruction efficiency is applied for identified trigger particles because the reconstruction efficiency does not vary significantly within the p_T^{trigger} bins used in this analysis and the correlation function is normalized by the number of trigger particles.

The systematic uncertainty associated with the efficiency correction for unidentified associated particles is 5% and is strongly correlated across centralities and p_T bins within each data set but not between data sets. For identified associated particle ratios the systematic uncertainties on the efficiency correction partially cancel out and are negligible compared to the statistical uncertainties.

For the inclusive spectra the feeddown correction from secondary Λ baryons from Ξ baryon decays is 15%, independent of p_T [30]. For identified Λ trigger particles, we assume that feeddown lambdas do not change the correlation. Correlations with Ξ triggers were performed to check this assumption. For identified associated particles, we assume the same correlation between primary and secondary Λ particles and correct the yield of Λ associated particles by reducing the yield by 15%.

C. Pair acceptance correction

The requirement that each track falls within $|\eta| < 1.0$ in TPC results in a limited acceptance for track pairs. The geometric acceptance for a track pair is $\approx 100\%$ for $\Delta\eta \approx 0$ and close to 0% near $\Delta\eta \approx 2$. The track pair acceptance is limited in azimuth by the 12 TPC sector boundaries, leading to dips in the acceptance of track pairs in $\Delta\phi$. To correct for the limited geometric acceptance, a mixed event analysis was performed using trigger particles from one event combined with associated particles from another event, as done in [14]. The event vertices were required to be within 2 cm of each other along the beam axis and the events were required to have the same charged particle multiplicity within

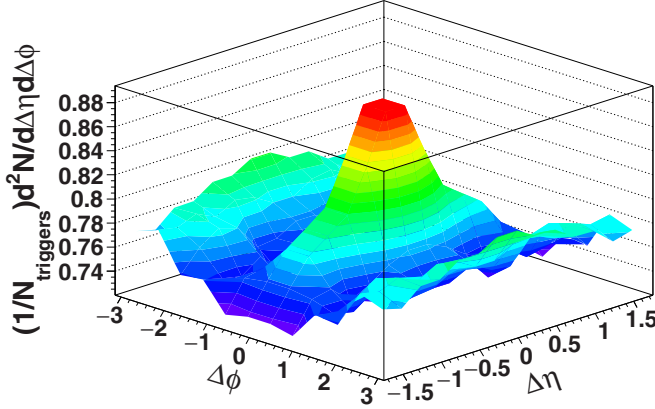


FIG. 1. Corrected 2D K_S^0 -h correlation function for $3 < p_T^{\text{trigger}} < 6$ GeV/c and 1.5 GeV/c $< p_T^{\text{associated}} < p_T^{\text{trigger}}$ for 0%–20% Cu+Cu. The data have been reflected about $\Delta\eta = 0$ and $\Delta\phi = 0$.

10 particles. To increase statistics of the mixed event sample, each event with a trigger particle was mixed with 10 other events.

D. Yield extraction

An example of a 2D correlation function after the corrections described above is shown in Fig. 1. The notation and method used to extract the yield in this paper follow [9,14]. The jet-like correlation is narrow in both $\Delta\phi$ and $\Delta\eta$ and is contained within $|\Delta\phi| < 0.78$ and $|\Delta\eta| < 0.78$ for the kinematic cuts in p_T^{trigger} and $p_T^{\text{associated}}$ used in this analysis. The di-hadron correlation from Eq. (2) is projected onto the $\Delta\eta$ axis:

$$\left. \frac{dN}{d\Delta\eta} \right|_{\Delta\phi_1, \Delta\phi_2} \equiv \int_{\Delta\phi_1}^{\Delta\phi_2} d\Delta\phi \frac{d^2N}{d\Delta\phi d\Delta\eta}. \quad (3)$$

All other correlations, including those from v_2 , v_3 , and higher order flow harmonics, are assumed to be independent of $\Delta\eta$ within the η acceptance of the analysis, consistent with [14,44–46]. We make the assumption that the η dependence observed for v_3 measured using the two-particle cumulant method [47] is entirely from nonflow. With these assumptions, both correlated and uncorrelated backgrounds such as flow are constant in $\Delta\eta$. The jet-like correlation can then be determined by

$$\frac{dN_J(\Delta\eta)}{d\Delta\eta} = \left. \frac{dN}{d\Delta\eta} \right|_{\Delta\phi_1, \Delta\phi_2} - b_{\Delta\eta}, \quad (4)$$

where $b_{\Delta\eta}$ is a constant offset determined by fitting a constant background $b_{\Delta\eta}$ plus a Gaussian to $\frac{dN_J}{d\Delta\eta}(\Delta\eta)$. Variations in the method for extracting the constant background, such as fitting a constant at large $\Delta\eta$, lead to differences in the yield smaller than the statistical uncertainty from the background alone. Nevertheless, a 2% systematic uncertainty is applied to account for this. This uncertainty is uncorrelated with the uncertainty on the efficiency for a total uncertainty of 5.5% on all yields. Examples of correlations are given in Fig. 2. Where the track merging effect discussed below is negligible the yield from the fit and from bin counting are

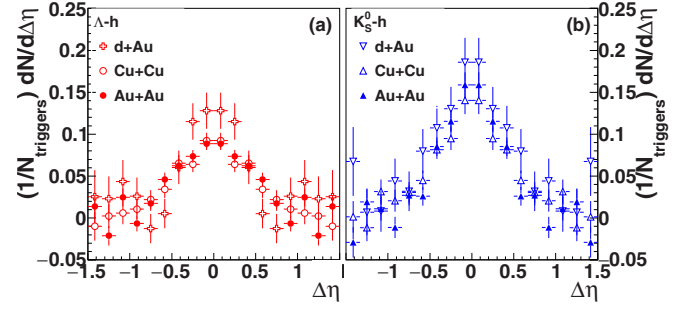


FIG. 2. Corrected correlation functions $\frac{dN_J}{d\Delta\eta}$ in $|\Delta\phi| < 0.78$ for $3 < p_T^{\text{trigger}} < 6$ GeV/c and 1.5 GeV/c $< p_T^{\text{associated}} < p_T^{\text{trigger}}$ for (a) Λ -h and (b) K_S^0 -h for minimum bias d+Au, 0%–20% Cu+Cu, and 40%–80% Au+Au collisions at $\sqrt{s_{NN}} = 200$ GeV after background subtraction. The data have been reflected about $\Delta\eta = 0$.

consistent. When the dip from track merging is negligible, the yield determined from fit is discarded to avoid any assumptions about the shape of the peak and instead we integrate Eq. (4) over $\Delta\eta$ using bin counting to determine the jet-like yield $Y_J^{\Delta\eta}$:

$$Y_J^{\Delta\eta} = \int_{\Delta\eta_1}^{\Delta\eta_2} d\Delta\eta \frac{dN_J(\Delta\eta)}{d\Delta\eta}. \quad (5)$$

The choice of $\Delta\phi_1$, $\Delta\phi_2$, $\Delta\eta_1$, and $\Delta\eta_2$ is arbitrary. For this analysis we choose $\Delta\phi_1 = \Delta\eta_1 = -0.78$ and $\Delta\phi_2 = \Delta\eta_2 = 0.78$ to be consistent with previous studies and to include the majority of the peak [9].

E. Track merging correction

The track merging effect in unidentified particle (h) correlations discussed in [9] is also present for V^0 -h and h- V^0 correlations. This effect leads to a loss of tracks at small $\Delta\phi$ and $\Delta\eta$ because of overlap between the trigger and associated particle tracks and is manifested as a dip in the correlation function. When one of the particles is a V^0 , this overlap is between one of the V^0 daughter particles and the unidentified particle. The size of the dip from track merging depends strongly on the relative momenta of the particle pair. The effect is larger when the momentum difference of the two overlapping tracks is smaller. For V^0 -h correlations, the typical associated particle momentum is approximately 1.5 GeV/c. Because the K_S^0 decay is symmetric, the track merging effect is greatest for K_S^0 -h correlations with a trigger K_S^0 momentum of approximately 3 GeV/c. In a Λ decay, the proton daughter carries more of the Λ momentum than the pion daughter. Therefore this effect is larger for Λ trigger particles with lower momenta. Because track merging affects both signal and background particles and the signal sits on top of a large combinatorial background, the effect is larger for collisions with a higher charged track multiplicity. Because the dip in V^0 -h and h- V^0 correlations is the result of a V^0 daughter merged with an unidentified particle, the dip is wider in $\Delta\phi$ and $\Delta\eta$ than in unidentified particle correlations.

For identified V^0 associated particles in the kinematic range studied in this paper, there was no evidence for track

merging. A straightforward extension of the method in [9] to V^0 trigger particles did not fully correct for track merging. The residual effect was dependent on the helicity of the associated particle, demonstrating that this was a detector effect. When the track merging dip is present, it is corrected by fitting a Gaussian to the peak, excluding the region impacted by track merging, and using the Gaussian fit to extract the yield. The event mixing procedure described in [9] was not applied to simplify the method because the yield would still need to be corrected using a fit to correct for the residual effect.

This correction is only necessary for the data points in Fig. 4 specified below. To investigate the effect of using a fit where the peak is excluded from the fit region, we used a toy model where a Gaussian signal with a constant background was thrown with statistics comparable to the data with a residual track merging effect. When the peak is excluded from the fit for samples with high statistics, the yield is determined correctly from the fit. For the low statistics samples comparable to the points with a residual track merging effect, the yield from the fit is usually within uncertainty of the true value but there is an average skew of about 13% in the extracted yield. A 13% systematic uncertainty is added in quadrature to the statistical uncertainty on the yield from the fit so that these points can be compared to the other points. When the residual track merging effect is corrected by a fit, the track merging correction applied by the fit is approximately the same size as the statistical uncertainty on the yield. We therefore conclude that when no dip is evident, the track merging effect is negligible compared to the statistical uncertainty on the yield.

F. Summary of systematic uncertainties

Systematic uncertainties are summarized in Table II. All data points have a 5% systematic uncertainty from the single track reconstruction efficiency and a 2% systematic uncertainty from the yield extraction method. This is a total 5.5% systematic uncertainty. In addition, there is a 13% systematic uncertainty from the yield extraction for data points with residual track merging. It is added in quadrature to the statistical uncertainty so that these data can be compared to data without residual track merging. This uncertainty is only in the yields in Fig. 4 listed below.

TABLE II. Summary of systematic uncertainties from the efficiency ε , yield extraction for all points, and yield extraction in the presence of a residual track merging effect. The 13% systematic uncertainty from the yield extraction for data points with residual track merging is added in quadrature to the statistical uncertainty, which is on the order of 20%–30% for these data points. This uncertainty is only in the yields in Fig. 4 listed below.

Source	Value (%)
ε	5%
Yield extraction	2%
Yield with track merging (see caption)	13%
Total	5.5%

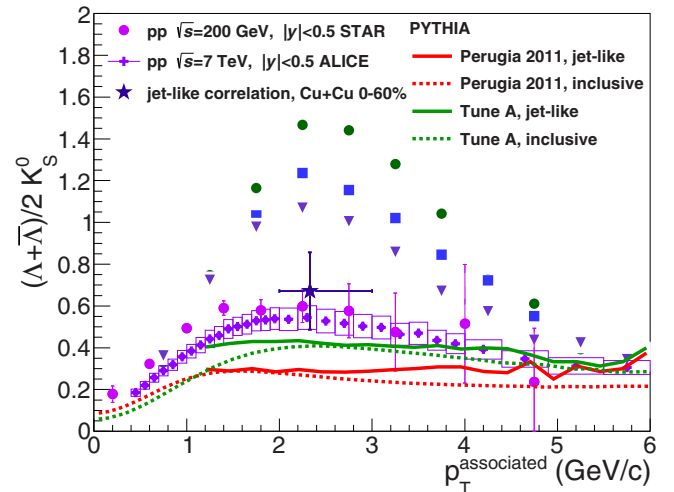


FIG. 3. Λ/K_S^0 ratio measured in the jet-like correlation in 0%–60% Cu+Cu collisions at $\sqrt{s_{NN}} = 200$ GeV for $3 < p_T^{\text{trigger}} < 6$ GeV/c and $2.0 < p_T^{\text{associated}} < 3.0$ GeV/c along with this ratio obtained from inclusive p_T spectra in $p+p$ collisions. Data are compared to calculations from PYTHIA [33] using the Perugia 2011 tunes [51] and Tune A [52].

IV. RESULTS

A. Charged particle- V^0 correlations

Previous studies demonstrated that the jet-like correlation in h-h correlations is nearly independent of collision system [9,14,48], with some indications of particle type dependence [32], and that it is qualitatively described by PYTHIA [9] at intermediate momenta. This indicates that the jet-like correlation is dominantly produced by fragmentation, even at intermediate momenta ($2 < p_T < 6$ GeV/c) where recombination predicts significant modifications to hadronization. The composition of the jet-like correlation can be studied using correlations with identified associated particles. For the analysis presented here, the size of the $d+Au$ data sample was limited and the Au+Au data set was limited by the presence of residual track merging. Therefore it was only possible to determine the composition of the jet-like correlation in Cu+Cu collisions for a relatively large centrality range (0%–60%).

These measurements are compared to inclusive baryon to meson ratios in $p+p$ collisions from the STAR experiment [49] and the ALICE experiment [50] and simulations of $p+p$ collisions in PYTHIA [33] using the Perugia 2011 [51] tune and Tune A [52] in Fig. 3. The ratio in the jet-like correlation in Cu+Cu collisions is consistent with the inclusive particle ratios from $p+p$. This further supports earlier observations that the jet-like correlation in heavy-ion collisions is dominantly produced by the fragmentation process, which also governs the production of particles in $p+p$ collisions at these momenta. It also implies that production of strange particles through recombination is not significant in the jet-like correlation, even in A+A collisions, where the inclusive spectra show an enhancement of Λ production of up to a factor of three relative to the K_S^0 [30,31].

The experimentally measured particle ratios in $p+p$ collisions at $\sqrt{s} = 200$ and 7000 GeV are consistent with each other. However, they are not described well by PYTHIA. PYTHIA is able to match the light quark meson (π and ω) production [53,54], but generally underestimates production of strange particles, especially strange baryons [49,50,53,54]. Tune A was adjusted to match low momentum h-h correlations [52], while the Perugia 2011 tune was tuned to match inclusive particle spectra better, including data from the LHC [51]. The most recent MONASH tune [55], which is a variation of Tune A, had some success in capturing the inclusive strange meson yield at the LHC, but the Λ yield is still underestimated by a factor of 2. The discrepancy grows with the strange quark content of the baryon. Because h- V^0 correlations are dominated by gluon and light quark jet fragmentation, PYTHIA underestimates the generation of strange quarks in those jets. This effect is enhanced in strange baryon production because the formation of an additional di-quark is required in PYTHIA. The probability of such a combination is significantly suppressed in PYTHIA, whereas the data seem to suggest that di-quark formation is not necessary to form strange baryons. The discrepancy between PYTHIA and the data in Fig. 3 can therefore be attributed exclusively to the problems of describing strange baryon production in PYTHIA. On the other hand, strange particle triggered correlations, such as K_S^0 -h and Λ -h, originate predominantly from the fragmentation of strange quarks. It should be easier for PYTHIA to describe the production of strange particles from the fragmentation of strange quarks than light quarks and gluons. We therefore studied the V^0 -h correlations in more detail.

B. Correlations with identified strange trigger particles

The jet-like yield as a function of p_T^{trigger} is shown in Fig. 4 for K_S^0 -h and Λ -h correlations for $d+Au$, $Cu+Cu$, and $Au+Au$ collisions at $\sqrt{s_{NN}} = 200$ GeV. The data are tabulated in Table III. Because of residual track merging effects discussed in Sec. III E, fits are used for Λ -h correlations in some p_T^{trigger} ranges: in $Cu+Cu$ collisions, $2.0 < p_T^{\text{trigger}} < 3.0$ GeV/c; in 0%-12% $Au+Au$ collisions, $3.0 < p_T^{\text{trigger}} < 4.5$ GeV/c; and in 40%-80% $Au+Au$ collisions, $2.0 < p_T^{\text{trigger}} < 4.5$ GeV/c. There is no significant difference in the yields between the collision systems, however, the data are not sensitive enough to distinguish the 20% differences observed for identified pion triggers [32]. No system dependence is observed for h-h correlations in [9,32]. This includes no significant difference between results from $Au+Au$ collisions in 40%-80% and 0%-12% central collisions. For this reason we only compare to h-h correlations from 40%-80% $Au+Au$ collisions.

Next the jet-like yields are studied as a function of collision centrality expressed in terms of number of participating nucleons (N_{part}) calculated from the Glauber model [56]. The extracted jet-like yield as a function of N_{part} is shown in Fig. 5 for h-h [9], K_S^0 -h, and Λ -h correlations for $d+Au$, $Cu+Cu$, and $Au+Au$ collisions at $\sqrt{s_{NN}} = 200$ GeV. All yields are determined using bin counting. While there is no centrality dependence in the jet-like yield of h-h correlations, there is a

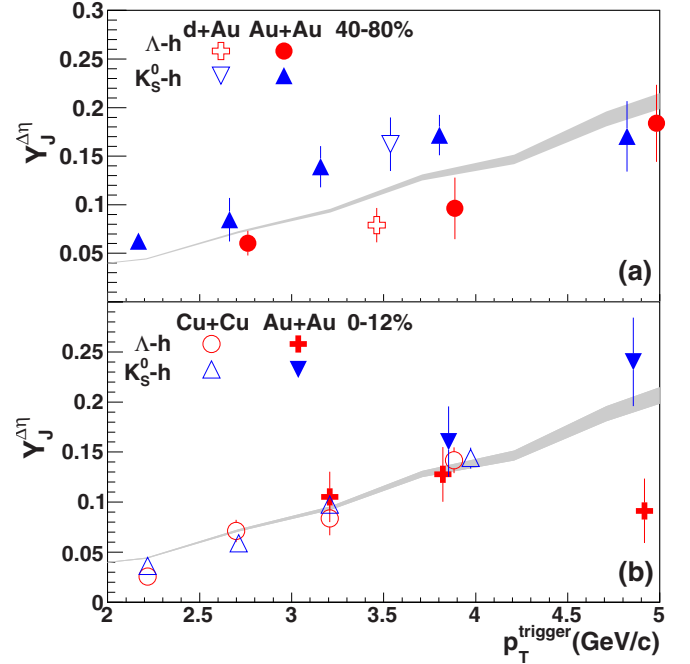


FIG. 4. The jet-like yield in $|\Delta\eta| < 0.78$ as a function of p_T^{trigger} for K_S^0 -h and Λ -h correlations for $1.5 \text{ GeV}/c < p_T^{\text{associated}} < p_T^{\text{trigger}}$ in (a) minimum bias $d+Au$ and 40%–80% $Au+Au$ collisions at $\sqrt{s_{NN}} = 200$ GeV and (b) 0%–60% $Cu+Cu$ and 0%–12% $Au+Au$ collisions at $\sqrt{s_{NN}} = 200$ GeV. For comparison h-h correlations [9] from 40%–80% $Au+Au$ collisions are shown as a band where the width represents the uncertainty. Peripheral $Au+Au$ points have been shifted in p_T^{trigger} for visibility. The systematic uncertainty from the uncertainty on the associated particle's reconstruction efficiency (5%) and background level extraction (2%) are not shown.

TABLE III. The jet-like yield in $|\Delta\eta| < 0.78$ as a function of p_T^{trigger} for K_S^0 -h and Λ -h correlations for $1.5 \text{ GeV}/c < p_T^{\text{associated}} < p_T^{\text{trigger}}$ in minimum bias $d+Au$, 0%–60% $Cu+Cu$, and $Au+Au$ collisions at $\sqrt{s_{NN}} = 200$ GeV, as shown in Fig. 4.

Collision system, centrality	p_T^{trigger} (GeV/c)	K_S^0 -h yield	Λ -h yield
$d+Au$, 0%–95%	3.0–5.0	0.162 ± 0.028	0.079 ± 0.018
$Cu+Cu$, 0%–60%	2.0–2.5	0.036 ± 0.004	0.026 ± 0.005
	2.5–3.0	0.059 ± 0.006	0.071 ± 0.007
	3.0–3.5	0.098 ± 0.009	0.084 ± 0.017
	3.5–5.0	0.144 ± 0.011	0.142 ± 0.013
$Au+Au$, 40%–80%	2.0–2.5	0.063 ± 0.008	–
	2.5–3.0	0.084 ± 0.023	0.061 ± 0.010
	3.0–3.5	0.139 ± 0.022	–
	3.5–4.5	0.172 ± 0.021	0.096 ± 0.030
	4.5–5.5	0.170 ± 0.037	0.184 ± 0.040
$Au+Au$, 0%–12%	3.0–3.5	–	0.105 ± 0.021
	3.5–4.5	0.160 ± 0.036	0.128 ± 0.022
	4.5–5.5	0.240 ± 0.045	0.091 ± 0.033

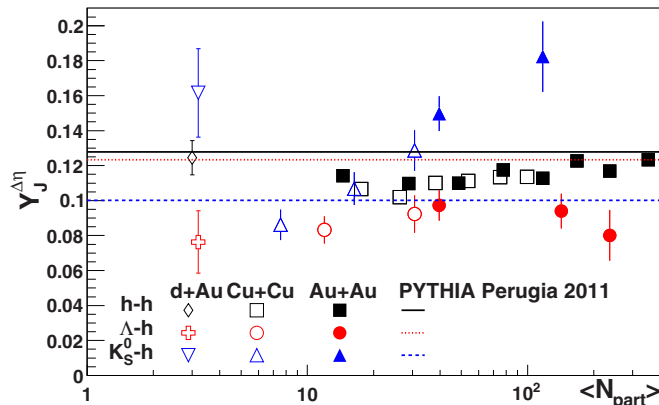


FIG. 5. Centrality dependence of the jet-like yield of K_S^0 -h and Λ -h correlations for $3 < p_T^{\text{trigger}} < 6$ GeV/c and 1.5 GeV/c $< p_T^{\text{associated}} < p_T^{\text{trigger}}$ in d+Au, Cu+Cu, and Au+Au collisions at $\sqrt{s_{NN}} = 200$ GeV. The data are compared to PYTHIA [33] calculations using the Perugia 2011 tune [51]. The systematic uncertainty from the uncertainty on the associated particle's reconstruction efficiency (5%) and background level extraction (2%) are not shown.

centrality dependence in the yields of the K_S^0 -h correlations. These data are compared to PYTHIA [33] calculations from the Perugia 2011 [51] tune in Fig. 5. There is a hint of a particle species ordering, with the jet-like yield from K_S^0 -h correlations generally above that of the jet-like yield from h-h correlations and the jet-like yield from Λ -h generally below that of the h-h correlations. This is different from the particle-type ordering observed in PYTHIA.

The jet-like yield as a function of $p_T^{\text{associated}}$ is shown in Fig. 6 for K_S^0 -h and Λ -h correlations for d+Au and Cu+Cu collisions at $\sqrt{s_{NN}} = 200$ GeV. All yields are determined using bin counting. The Λ -h and K_S^0 -h correlations are only shown for d+Au and Cu+Cu collisions because residual track merging made measurements in Au+Au collisions difficult. Data are compared to the jet-like yield from h-h correlations [9]. The trend is similar for h-h, K_S^0 -h, and Λ -h correlations, although the wide centrality bins required by low statistics may mask centrality dependencies such as those shown in Fig. 5.

V. CONCLUSIONS

Measurements of di-hadron correlations with identified strange associated particles demonstrated that the ratio of Λ to K_S^0 for the jet-like correlation in Cu+Cu collisions is comparable to that observed in $p + p$ collisions. This provides additional evidence that the jet-like correlation is dominantly produced by fragmentation. Measurements of di-hadron correlations with identified strange trigger particles show some centrality dependence, indicating that fragmentation functions or particle production mechanisms may be modified in heavy-ion collisions. These studies provide hints of possible mass ordering, although the measurements are not conclusive because of the statistical precision of the data.

These measurements provide motivation for future studies of strangeness production in jets. Larger data sets and data from

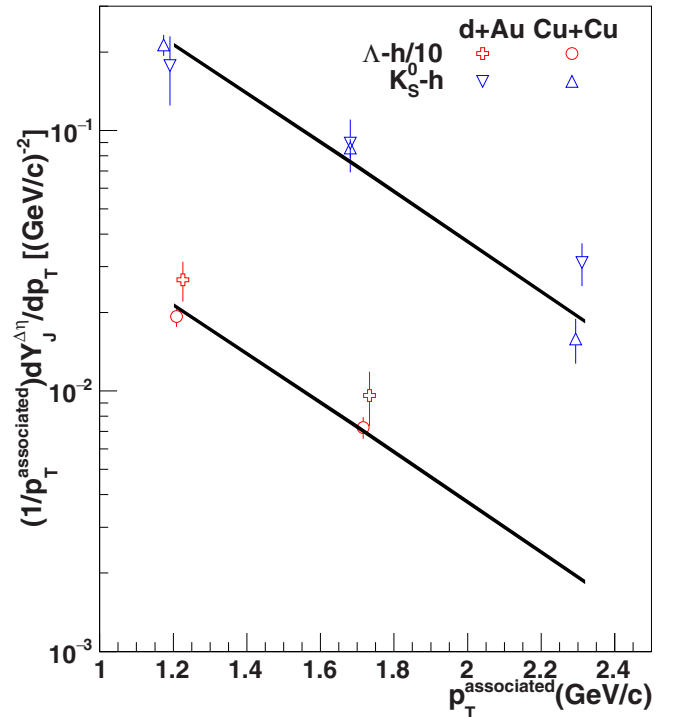


FIG. 6. The jet-like yield as a function of $p_T^{\text{associated}}$ for K_S^0 -h and Λ -h correlations for $3 < p_T^{\text{trigger}} < 6$ GeV/c in d+Au and 0%–60% Cu+Cu collisions at $\sqrt{s_{NN}} = 200$ GeV. The data are compared to the jet-like yield from h-h correlations [9] from 40%–80% Au+Au collisions shown as a line. Data are binned in $1.0 < p_T^{\text{associated}} < 1.5$ GeV/c, $1.5 < p_T^{\text{associated}} < 2.0$ GeV/c, and $2.0 < p_T^{\text{associated}} < 3.0$ GeV/c and are plotted at the mean of the bin. The systematic uncertainty from the uncertainty on the associated particle's reconstruction efficiency (5%) and background level extraction (2%) are not shown.

collisions at higher energies could provide more robust tests of the strangeness production mechanism. Studies in $p + p$ would be essential to search for modifications of strangeness production in jets in heavy-ion collisions.

ACKNOWLEDGMENTS

We thank the RHIC Operations Group and RCF at BNL, the NERSC Center at LBNL, the KISTI Center in Korea, and the Open Science Grid consortium for providing resources and support. This work was supported in part by the Office of Nuclear Physics within the U.S. DOE Office of Science, the U.S. NSF, the Ministry of Education and Science of the Russian Federation, NSFC, CAS, MoST, and MoE of China, the National Research Foundation of Korea, NCKU (Taiwan), GA and MSMT of the Czech Republic, FIAS of Germany, DAE, DST, and UGC of India, the National Science Centre of Poland, National Research Foundation, the Ministry of Science, Education and Sports of the Republic of Croatia, and RosAtom of Russia.

- [1] S. S. Adler *et al.* (PHENIX), *Phys. Rev. Lett.* **91**, 172301 (2003).
[2] J. Adams *et al.* (STAR), *Phys. Rev. Lett.* **92**, 052302 (2004).
[3] S. Chatrchyan *et al.* (CMS), *Eur. Phys. J. C* **72**, 1945 (2012).
[4] K. Aamodt *et al.* (ALICE), *Phys. Lett. B* **696**, 30 (2011).
[5] G. Aad *et al.* (ATLAS), *J. High Energy Phys.* 09 (2015) 050.
[6] J. Adams *et al.* (STAR), *Phys. Rev. C* **72**, 014904 (2005).
[7] A. Adare *et al.* (PHENIX), *Phys. Rev. Lett.* **98**, 162301 (2007).
[8] B. Alver *et al.* (PHOBOS), *Phys. Rev. Lett.* **98**, 242302 (2007).
[9] G. Agakishiev *et al.* (STAR), *Phys. Rev. C* **85**, 014903 (2012).
[10] J. Adams *et al.* (STAR), *Phys. Rev. Lett.* **95**, 152301 (2005).
[11] B. I. Abelev *et al.* (STAR), *Phys. Rev. Lett.* **102**, 052302 (2009).
[12] C. Adler *et al.* (STAR), *Phys. Rev. Lett.* **90**, 082302 (2003).
[13] J. Adams *et al.* (STAR), *Phys. Rev. Lett.* **97**, 162301 (2006).
[14] B. I. Abelev *et al.* (STAR), *Phys. Rev. C* **80**, 064912 (2009).
[15] B. I. Abelev *et al.* (STAR), *Phys. Rev. Lett.* **105**, 022301 (2010).
[16] H. Agakishiev *et al.* (STAR), *Phys. Rev. C* **89**, 041901 (2014).
[17] K. Aamodt *et al.* (ALICE), *Phys. Rev. Lett.* **108**, 092301 (2012).
[18] S. Chatrchyan *et al.* (CMS), *J. High Energy Phys.* 07 (2011) 076.
[19] S. Chatrchyan *et al.* (CMS), *Eur. Phys. J. C* **72**, 2012 (2012).
[20] G. Aad *et al.* (ATLAS), *Phys. Lett. B* **719**, 220 (2013).
[21] G. Aad *et al.* (ATLAS), *Phys. Rev. Lett.* **105**, 252303 (2010).
[22] S. Chatrchyan *et al.* (CMS), *Phys. Lett. B* **730**, 243 (2014).
[23] B. Abelev *et al.* (ALICE), *J. High Energy Phys.* 03 (2012) 053.
[24] L. Adamczyk *et al.* (STAR), *Phys. Rev. Lett.* **112**, 122301 (2014).
[25] J. Adam *et al.* (ALICE), *J. High Energy Phys.* 09 (2015) 170.
[26] A. Adare *et al.* (PHENIX), *Phys. Rev. C* **77**, 011901 (2008).
[27] A. Adare *et al.* (PHENIX), *Phys. Rev. Lett.* **104**, 252301 (2010).
[28] S. Adler *et al.* (PHENIX), *Phys. Rev. Lett.* **97**, 052301 (2006).
[29] B. I. Abelev *et al.* (STAR), *Phys. Rev. Lett.* **97**, 152301 (2006).
[30] G. Agakishiev *et al.* (STAR), *Phys. Rev. Lett.* **108**, 072301 (2012).
[31] B. B. Abelev *et al.* (ALICE), *Phys. Rev. Lett.* **111**, 222301 (2013).
[32] L. Adamczyk *et al.* (STAR), *Phys. Lett. B* **751**, 233 (2015).
[33] T. Sjostrand, S. Mrenna, and P. Z. Skands, *J. High Energy Phys.* 05 (2006) 026.
[34] K. H. Ackermann *et al.* (STAR), *Nucl. Instrum. Methods Phys. Res., Sect. A* **499**, 624 (2003).
[35] M. Anderson *et al.*, *Nucl. Instrum. Methods Phys. Res., Sect. A* **499**, 659 (2003).
[36] J. Adams *et al.* (STAR), *Phys. Rev. Lett.* **91**, 072304 (2003).
[37] K. H. Ackermann *et al.* (STAR), *Phys. Rev. Lett.* **86**, 402 (2001).
[38] C. Adler *et al.* (STAR), *Phys. Rev. Lett.* **89**, 202301 (2002).
[39] L. Adamczyk *et al.* (STAR), *Phys. Rev. C* **90**, 024906 (2014).
[40] B. I. Abelev *et al.* (STAR), *Phys. Rev. C* **79**, 034909 (2009).
[41] B. I. Abelev *et al.* (STAR), *Phys. Lett. B* **673**, 183 (2009).
[42] C. Adler *et al.* (STAR), *Phys. Rev. Lett.* **89**, 092301 (2002).
[43] M. Aggarwal *et al.* (STAR), *Phys. Rev. C* **83**, 024901 (2011).
[44] B. B. Back *et al.* (PHOBOS), *Phys. Rev. C* **72**, 051901 (2005).
[45] B. B. Back *et al.* (PHOBOS), *Phys. Rev. Lett.* **94**, 122303 (2005).
[46] B. Alver *et al.* (PHOBOS), *Phys. Rev. Lett.* **104**, 062301 (2010).
[47] L. Adamczyk *et al.* (STAR), *Phys. Rev. C* **88**, 014904 (2013).
[48] B. Abelev *et al.* (STAR), *Phys. Lett. B* **683**, 123 (2010).
[49] B. Abelev *et al.* (STAR), *Phys. Rev. C* **75**, 064901 (2007).
[50] K. Aamodt *et al.* (ALICE), *Eur. Phys. J. C* **71**, 1594 (2011).
[51] P. Z. Skands, *Phys. Rev. D* **82**, 074018 (2010).
[52] R. Field and R. C. Group (CDF) (2005), <https://inspirehep.net/record/695169>.
[53] K. Aamodt *et al.* (ALICE), *Phys. Lett. B* **693**, 53 (2010).
[54] B. Abelev *et al.* (ALICE), *Phys. Lett. B* **710**, 557 (2012).
[55] P. Skands, S. Carrazza, and J. Rojo, *Eur. Phys. J. C* **74**, 3024 (2014).
[56] M. L. Miller, K. Reygers, S. J. Sanders, and P. Steinberg, *Ann. Rev. Nucl. Part. Sci.* **57**, 205 (2007).